



## **ROYAL CUSHION VINYL PRODUCTS LIMITED**

### **40<sup>TH</sup> ANNUAL REPORT 2023-2024**





**ROYAL CUSHION VINYL PRODUCTS LIMITED**  
(CIN No. - L24110MH1983PLC031395)  
[www.rcvp.in](http://www.rcvp.in)

**BOARD OF DIRECTORS**

Mr. Mahesh. K. Shah  
Mr. Jayesh A Motasha  
Mr. Dhaval Vakharia  
Mrs. Avani Pandit  
Mr. Suvrat Shah  
Mr. Omprakash Inani  
Mrs. Deepti Parekh

Chairman & Managing Director  
Director  
Director (w.e.f 12/04/2024)  
Director  
Chief Executive Officer (w.e.f 01/06/2024)  
Chief Financial Officer (w.e.f 01/06/2024)  
Company Secretary

**AUDITORS**

**M/s. Manek & Associates.**  
Chartered Accountants  
A-102, Universal Paradise, Nanda Parkar Road,  
Vile Parle (East), Mumbai- 400057.

**REGISTERED OFFICE**

60 CD, Shlok Govt. Indus. Estate  
Charkop, Kandivali (West),  
Mumbai – 400 067  
Tel: 022 28063514/16

**WORKS**

Plot no. 55, Village, Garadhia  
Taluka Savli, Dist. Vadodara  
Gujarat – 391520

**REGISTRAR & TRANSFER AGENTS**

**M/s Link Intime India Private Limited**  
Unit: Royal Cushion Vinyl Products Limited  
C 101, 247 Park,  
LBS Road, Vikhroli West, Mumbai- 400083.

| <b>CONTENTS</b>                         | <b>PAGE NO.</b> |
|---|-----------------|
| Notice                                  | 1-15            |
| Directors' Report                       | 16-29           |
| Management Discussion & Analysis Report | 30-32           |
| Corporate Governance Report             | 33-45           |
| Auditors' Report                        | 46-56           |
| Balance Sheet                           | 57              |
| Profit and Loss Account                 | 58              |
| Cash Flow Statement                     | 60              |
| Schedule to Balance Sheet               | 61-78           |
| Schedule to Profit and Loss Account     | 79-80           |
| Notes to Account                        | 81-91           |

# Annual Report 2023-2024

---

## NOTICE OF ANNUAL GENERAL MEETING

NOTICE is hereby given that the 40<sup>th</sup> **ANNUAL GENERAL MEETING** of the Members of **ROYAL CUSHION VINYL PRODUCTS LIMITED** will be held on **Monday, 23<sup>rd</sup> September, 2024 at 3.30 pm IST** through Video Conferencing (VC) or other audio visual means (OAVM) to transact the following business:-

### ORDINARY BUSINESS:

1. **To receive, consider and adopt the Audited Financial Statements of the Company for the financial year ended March 31<sup>st</sup>, 2024 together with the reports of the Board of Directors and Auditors thereon and in this regard, to consider and it thought fit, to pass, with or without modification(s), the following resolution as an Ordinary Resolution:**

**“RESOLVED THAT** the Audited Standalone Financial Statements of the Company for the financial year ended March 31,2024 and the reports of the Board of Directors and Auditors thereon, as circulated to the members be and are hereby considered and adopted.”

2. **To appoint a Director in place of Mr. Jayesh Motasha (DIN 00054236), Non- Executive Director of the Company, who is liable to retire by rotation and being eligible, offers himself for re- appointment and in this regard, to consider and it thought fit, to pass, with or without modification(s), the following resolution as an Ordinary Resolution:**

**“RESOLVED THAT** in accordance with the provisions of section 152 read with the Companies (Appointment and Qualification of Directors) Rules, 2014 and other applicable provisions of the Companies Act, 2013, Mr. Jayesh Motasha (DIN:00054236), who retires by rotation at this meeting and being eligible, offers himself for reappointment be and is hereby appointed as a Director of the Company.”

3. **To re-appoint M/s. Manek & Associates, Statutory Auditors of the Company for the term of five years from the 40<sup>th</sup> Annual General Meeting (Year 2024) till the conclusion of 45<sup>th</sup> Annual General Meeting (Year 2029), and to fix their remuneration and in this regard, members are requested to consider, and if thought fit, to pass with or without modification(s) the following resolution as an Ordinary Resolution:**

**“RESOLVED THAT**, pursuant to the provisions of Section 139(8) of the Companies Act, 2013 read with the Companies (Audit and Auditors) Rules, 2014 (The Rules), including any statutory modification(s) thereof for the time being in force and pursuant to recommendation made by the Board of Directors at its meeting held on 12<sup>th</sup> April, 2024, M/s. Manek & Associates, Chartered Accountants (having Firm registration no: 0126679W with the Institute of Chartered Accountants of India (ICAI) and a Peer review Certificate No. 014682), and appointed at Extra-ordinary General Meeting held on 12<sup>th</sup> May, 2024 till the conclusion of the ensuing Annual General Meeting, be and are hereby regularized as the Auditors of the Company from the conclusion of this Meeting to hold such office for a period of five years till the conclusion of the 45<sup>th</sup> Annual General Meeting.”

### SPECIAL BUSINESS:

4. **Approval of Material Related Party Transactions pursuant to section 188 of the Companies Act, 2013 and as per SEBI LODR to be entered into by the Company with Natroyal Industries Private Limited and in this regard, to consider and, if thought fit, to pass, the following resolution as an Ordinary Resolution:**

**“RESOLVED THAT** in supersession of all earlier resolutions passed pursuant to the provisions of Section 188 and all other applicable provisions, if any, of the Companies Act, 2013 and the Companies (Meetings of Board and its Powers) Rules, 2014 (including any statutory modification(s) or re-enactment thereof for the time being in force) and pursuant to Regulation 23(4) of the SEBI (Listing Obligations and Disclosure Requirements) Regulations, 2015, including any statutory modification(s) or amendments or re-enactment(s) read with the Rules made there under, the approval/ratification of Company be and is hereby accorded to the Board of Directors subject to approval of the Members, for sale, purchase or supply of goods or materials including Capital goods, leasing of property of any kind, availing and rendering of any services, transfer of resources, services or obligations and or taking or giving the property on lease for the financial year 2024-2025, upto INR 25.00 crores ( Rupees Twenty Five Crores only) with effect from 1st April, 2024, from/to Natroyal Industries Private Limited, a ‘Related Party’ as defined under Section 2(76) of the Act and regulation 2(zb) of the LODR Regulations, on the terms and conditions as may be mutually agreed.”

**RESOLVED FURTHER THAT** the Board be and is hereby authorised do all such other acts, deeds, matters and things as they may deem necessary and/or expedient to give effect to the above resolution and to finalise the terms and conditions as may be considered necessary or desirable, in order to give effect to this resolution.”

## Annual Report 2023-2024

---

5. **To approve power to borrow funds from related parties not exceeding INR 90.00 Crores, pursuant to the provisions of section 180(1)(c), Section 188 of the Companies Act, 2013 and in this regard, to consider and if thought fit, with or without modification, to pass following resolution as a Special Resolution:**

**“RESOLVED THAT** in supersession of all earlier resolutions passed on the matter and pursuant to the provisions of Section 180(1)(c), Section 188 and other applicable provisions, if any, of the Companies Act, 2013 read with the Companies (Meetings of Board and its Powers) Rules, 2014, including any statutory modification(s) or re-enactment(s) thereof, for the time being in force, and the Articles of Association of the Company, consent of the Members be and is hereby accorded to the Board of Directors of the Company (hereinafter referred to as “the Board” which term shall be deemed to include any Committee of the Board) and pursuant to provisions of Regulation 23(4) of the SEBI (Listing Obligation and Disclosure Requirements) Regulations, 2015 (including any statutory modification(s) or re-enactment thereof, for the time being in force) (“LODR Regulations”) and the approval and ratification of the Company be and is hereby accorded, for availing / already availed the financial assistance from the Related Parties, notwithstanding that the monies to be borrowed together with the monies already borrowed by the Company (apart from temporary loans obtained from the Company’s Bankers in the ordinary course of business), at any time, will or may exceeding the aggregate of paid-up share capital of the Company, its free reserves and Securities Premium, provided that such total amount so borrowed by the Board shall not at any time exceed Rs. 90.00 Crores (Rupees Ninety Crores only) and that the Board be and is hereby empowered and authorised to arrange or fix the terms and conditions of all such monies to be borrowed from time to time as to interest, repayment, security or otherwise as it may, in its absolute discretion, think fit and the details/list of which is provided in explanatory statement annexed to this notice, as defined under Section 2(76) of the Act and regulation 2(zb) of the LODR Regulations.”

**RESOLVED FURTHER THAT** for the purpose of giving effect to the above resolution, the Board Directors of the company be and are hereby authorized to do all such acts, deeds, matters and things as may be considered necessary, proper and desirable.”

6. **To approve power to borrow funds from persons other than related parties not exceeding Rs. 50 Crores, pursuant to the provisions of section 180(1)(c) of the Companies Act, 2013, and in this regard, to consider and if thought fit, with or without modification, to pass following resolution as a Special Resolution:**

**RESOLVED FURTHER THAT** in supersession of the earlier resolution and pursuant to the provisions of Section 180(1)(c), and other applicable provisions, if any, of the Companies Act, 2013 read with the Companies (Meetings of Board and its Powers) Rules, 2014, including any statutory modification(s) or re-enactment(s) thereof, for the time being in force, and the Articles of Association of the Company, consent of the Members be and is hereby accorded to the Board of Directors of the Company (hereinafter referred to as “the Board” which term shall be deemed to include any Committee of the Board) and pursuant to provisions of Regulation of the SEBI (Listing Obligation and Disclosure Requirements) Regulations, 2015 (including any statutory modification(s) or re-enactment thereof, for the time being in force) (“**LODR Regulations**”) be and is hereby accorded to borrow by obtaining loans, overdraft facilities, lines of credit, commercial papers, nonconvertible debentures, external commercial borrowings (loans/bonds), or in any other forms from Banks, Financial Institutions, Insurance Companies, Mutual Funds or other Persons, Firms, Bodies Corporate notwithstanding that the monies to be borrowed together with the monies already borrowed by the Company (apart from temporary loans obtained from the Company’s Bankers in the ordinary course of business) may, at any time, subject to such aggregate borrowings may exceed the aggregate of paid-up share capital of the Company, its free reserves and Securities Premium, provided that the total amount so borrowed by the Board shall not at any time exceed Rs. 50 crores (Rupees Fifty Crores only) and that the Board be and is hereby empowered and authorised to arrange or fix the terms and conditions of all such monies to be borrowed from time to time as to interest, repayment, security or otherwise as it may, in its absolute discretion, think fit.

**“RESOLVED FURTHER THAT** in terms of Section 180(1)(a) and other applicable provisions, if any, of the Companies Act, 2013, consent of the Company be and is hereby given to the Board of Directors of the Company or any committee thereof (“the Board”) for above mentioned purpose to create such charges, mortgages and hypothecations, on such movable and immovable properties, both present and future, and in such manner as the Board may deem fit, together with power to take over the management and concern of the Company in certain events in favour of Banks/ Financial Institutions, other investing agencies and trustees for the holders of debentures/ bonds/ other instruments to secure rupee/ foreign currency loans and/ or the issue of debentures whether partly/ fully/ non-convertible and / or securities linked to Ordinary shares and/ or bonds with share warrants attached or any other borrowings.”

**RESOLVED FURTHER THAT** the Board of Directors or such person/s or such committee (by whatever name called), as may be authorized by the Board in this regards, be and are hereby authorized to arrange or settle the terms and conditions on which all such monies are to be borrowed from time to time as to interest, repayment, security or

## Annual Report 2023-2024

---

otherwise howsoever as it may think fit and to do all other acts, deeds, matters and things as may be deemed necessary and incidental for giving effect to the above, including execution of all such documents, instruments and writings, as may be required.”

7. **Approval for investment of funds of the Company not exceeding INR 50.00 Crores, as may be determined by the Board of Directors of the Company from time to time, pursuant to provision of Section 186 of the Companies Act, 2013 and in this regard to consider and if thought fit to pass, with or without modification, the following resolution as a Special Resolution:**

“**RESOLVED THAT** in supersession of the earlier resolution and pursuant to the provisions of Section 186 and other applicable provisions, if any, of the Companies Act, 2013 and the relevant rules made thereto and subject to necessary approvals, consents, sanctions and permissions of appropriate authorities (including approvals of Reserve Bank of India pertaining to Foreign Exchange transactions), as may be necessary, consent of the Company be and is hereby accorded to the Board of Directors (hereinafter called the ‘Board’ which term shall be deemed to include any committee which the Board may constitute for exercising the powers conferred on the Board by this resolution) to make loan(s) and/or give guarantee(s)/provide any security(ies) in connection with loan(s), made either in Rupee or in any other foreign currency, to the Company or other Bodies Corporate by any Banks/Financial Institutions/ Bodies Corporate and/or any other person, situated within or outside the country and/or to make investments by acquisition, subscription, purchase or otherwise the securities of any other Body Corporate upto an aggregate limit of Rs. 50 Crores (Rupees Fifty Crores only) notwithstanding that the aggregate of all investments, loans, guarantees or securities so far made along with the investments, loans, guarantees or securities to be made exceeds the limits as prescribed under the said section.”

**RESOLVED FURTHER THAT** the Board be and is hereby authorized to take such steps as may be necessary in this regards and to settle all matters arising out of and incidental thereto and to sign and execute all deeds, applications, documents and writings that may be required for the purpose of giving effect to this Resolution.”

**BY ORDER OF THE BOARD**

**For Royal Cushion Vinyl Products Limited**

**Mahesh Shah  
Chairman and Managing Director  
(DIN 00054351)**

Place:- Mumbai  
Date: 13<sup>th</sup> August, 2024

**Registered Office:**  
**Royal Cushion Vinyl Products Limited**  
**SHLOK, 60 CD, Govt. Industrial Estate,**  
**Charkop, Kandivali (West), Mumbai – 400 067**  
**CIN No. – L24110MH1983PLC031395**  
**Website: [www.rcvp.in](http://www.rcvp.in)**

# Annual Report 2023-2024

---

## IMPORTANT NOTES:

1. In view of the continuing Covid-19 pandemic, the Ministry of Corporate Affairs (“MCA”) vide its circular no.02/2022 dated May 05, 2022 read with circulars dated April 08, 2020, April 13, 2020 and January 13, 2021 and circular no 21/2021 dated 14<sup>th</sup> December, 2021 and subsequent circulars issued in this regard, the latest being 9/2023 dated September 25, 2023 (collectively referred to as “MCA Circulars”) permitted the holding of the Annual General Meeting (“the Meeting”) through VC / OAVM, without the physical presence of the Members at a common venue. The deemed venue for the Annual General Meeting shall be the Registered Office of the Company.

The Company has engaged National Securities Depository Limited for facilitating voting through electronic means i.e., remote e-voting and voting at the AGM.

2. A member entitled to attend and vote at the AGM is entitled to appoint a proxy to attend and vote on his/her behalf and the proxy need not be a member of the Company. Since the AGM is being held in accordance with the Circulars through VC, the facility for the appointment of proxies by the members will not be available.
3. Participation of members through VC will be reckoned for the purpose of quorum for the AGM as per Section 103 of the Companies Act, 2013.
4. Members of the Company are encouraged to attend and vote at the AGM through VC. Corporate members intending to authorize their representatives to participate and vote at the meeting are requested to send a certified copy of the Board resolution/ authorization letter to the Scrutinizer by email to [pcscmply@gmail.com](mailto:pcscmply@gmail.com) with a copy marked to [evoting@nsdl.co.in](mailto:evoting@nsdl.co.in).
5. The register of directors and key managerial personnel (KMP) and their shareholding, maintained under Section 170 of the Companies Act, 2013, and the register of contracts or arrangements in which the directors are interested, maintained under Section 189 of the Companies Act, 2013, will be available electronically for inspection by the members during the AGM. All documents referred to in the Notice will also be available for inspection without any fee from the date of circulation of this Notice up to the date of AGM, i.e. September 23, 2024. Members seeking to inspect such documents can send an email to [legalho83@gmail.com](mailto:legalho83@gmail.com).
6. Members whose shareholding is in electronic mode are requested to notify any change in address or bank account details to their respective depository participant(s) (DP). Members whose shareholding is in physical mode are requested to opt for the Electronic Clearing System (ECS) mode.
7. To prevent fraudulent transactions, Members are advised to exercise due diligence and notify the Company of any change in address or demise of any Member as soon as possible. Members are also advised not to leave their demat account(s) dormant for long. Periodic statement of holdings should be obtained from the concerned depository participant and holdings should be verified from time to time.
8. Members are requested to address all correspondence, including dividend-related and IEPF matters, to RTA.
9. RTA Contact details: Link Intime India Pvt Ltd  
C-101, 247 Park, 1<sup>st</sup> Floor, LBS Road, Gandhi Nagar, Vikhroli (West), Mumbai – 400 083, Maharashtra, India  
Tel : +91 (0) 224918 6178-79 Fax : + 91 22 4918 6060  
Email : [gamare@unisec.in](mailto:gamare@unisec.in) Website : [www.unisec.in](http://www.unisec.in)
10. In compliance with Section 108 of the Companies Act, 2013, read with the corresponding rules, Regulation 44 of the SEBI Listing Regulations and in terms of SEBI circular no. SEBI/HO/CFD/CMD/ CIR/P/2020/242 dated December 9, 2020, the Company has provided a facility to its members to exercise their votes electronically through the electronic voting (e-voting) facility provided by the National Securities Depository Limited. For this purpose, the Company has entered into an agreement with National Securities Depository Limited for facilitating voting through electronic means, as the authorized agency. The facility of casting votes by a member using remote e-Voting system as well as venue voting on the date of the AGM will be provided by NSDL. Members who have cast their votes by remote e-voting prior to the AGM may participate in the AGM but shall not be entitled to cast their votes again. The manner of voting remotely by members holding shares in dematerialized mode, physical mode and for members who have not registered their email addresses is provided in the 'Instructions for e-voting' section which forms part of this Notice. The Board has appointed Mrs. Padma Loya (Membership No. 25349), partner of Loya and Shariff, Practicing Company Secretaries, as the scrutinizer (“Scrutinizer”) for conducting the e-voting process in a fair and transparent manner.



## Annual Report 2023-2024

11. Members holding shares either in physical or dematerialized form, as on cut-off date, i.e. Monday, September 16, 2024, may cast their votes electronically. The e-voting period commences on Friday, September 20, 2024 (9:00 a.m. IST) and ends on Sunday, September 22, 2024 (5:00 p.m. IST). The e-voting module will be disabled by NSDL thereafter. Members will not be allowed to vote again on any resolution on which vote has already been cast. The voting rights of members shall be proportionate to their share of the paid-up equity share capital of the Company as on the cut-off date, i.e. Monday, September 16, 2024. A person who is not a member as on the cut-off date is requested to treat this Notice for information purposes only. Book Closure Date: The Register of Members and Share Transfer Books in respect of the Equity Shares of the Company shall remain closed from Tuesday, September 17, 2024 to Monday, September 23, 2024 (both days inclusive) for the purpose of AGM.
12. The Members can join the AGM in the VC / OAVM mode 15 minutes before and after the scheduled time of the commencement of the Meeting by following the procedure mentioned in the Notice. The facility of participation at the AGM through VC / OAVM will be made available for 1000 members on first come first served basis. This will not include large Shareholders (Shareholders holding 2% or more shareholding), Promoters, Institutional Investors, Directors, Key Managerial Personnel, the Chairpersons of the Audit Committee, Nomination and Remuneration Committee, Stakeholders Relationship Committee, Auditors, etc. who are allowed to attend the AGM without restriction on account of first come first served basis.

In case of joint holders, the Member whose name appears as the first holder in the order of the names as per the Register of Members of the Company will be entitled to vote at the meeting.
13. The facility for voting during the AGM will also be made available. Members present in the AGM through VC and who have not cast their vote on the resolutions through remote e-voting and are otherwise not barred from doing so, shall be eligible to vote through the e-voting system during the AGM.
14. Any person holding shares in physical form, and non-individual shareholders who acquire shares of the Company and become members of the Company after the Notice is sent and holding shares as of the cut-off date, i.e. Monday, September 16, 2024, may obtain the login ID and password by sending a request to [evoting@nsdl.co.in](mailto:evoting@nsdl.co.in). However, if he/she is already registered with NSDL for remote e-voting, then he/she can use his /her existing user ID and password for casting the vote. In case of individual shareholders holding securities in demat mode, who acquire shares of the Company and become members of the Company after the Notice is sent and holding shares as of the cut-off date i.e. Monday, September 16, 2024, may follow steps mentioned in the Notice under Instructions for evoting.
15. In compliance with the Circulars, the Annual Report 2023-24, the Notice of the 40<sup>th</sup> AGM, and instructions for evoting are being sent through electronic mode to those members whose email addresses are registered with the Company / depository participant(s) (DP).
16. Members holding shares in demat mode, who have not registered their email addresses are requested to register their email addresses with their respective DP, and members holding shares in physical mode are requested to update their email addresses with the Company's RTA, Link Intime India Pvt Ltd at [santosh.gamare@linkintime.co.in](mailto:santosh.gamare@linkintime.co.in), to receive copies of the Annual Report 2023-24. Members may follow the process detailed below for registration of email ID to obtain the report and update of bank account details.

**Physical Shareholders:** For availing the investor services, send a written request in the prescribed forms to the RTA of the Company, Link Intime India Pvt Ltd either by email to [santosh.gamare@linkintime.co.in](mailto:santosh.gamare@linkintime.co.in) or by post to RTA's address.

|   |                   |
|---|-------------------|
| Form for availing investor services to register PAN, email address, bank details and other KYC details or changes / update thereof for securities held in physical mode | <b>Form ISR-1</b> |
| Update of signature of securities holder  | <b>Form ISR-2</b> |
| For nomination as provided in Rule 19(1) of the Companies (Share Capital and Debentures) Rules, 2014  | <b>Form SH-13</b> |
| Declaration to opt out  | <b>Form ISR-3</b> |
| Cancellation of nomination by the holder(s) (along with ISR-3) / Change of nominee  | <b>Form SH-14</b> |
| Form for requesting issue of duplicate certificate and other service requests for shares / debentures / bonds, etc., held in physical form                              | <b>Form ISR-4</b> |

Demat Shareholders: Please contact your DP and register your email address and bank account details in your demat account, as per the process informed by your DP.

## Annual Report 2023-2024

---

17. Members may also note that the Notice of the 40<sup>th</sup> AGM and the Annual Report 2023-24 will also be available on the Company's website at <https://www.rcvp.in/annual.php>, websites of the stock exchange, i.e. BSE at [www.bseindia.com](http://www.bseindia.com), and on the website of NSDL at <https://www.evoting.nsdl.com>.
18. Information pursuant to Regulation 36 of SEBI Listing Regulations 2015 and Secretarial Standard on General Meeting (SS-2) with respect to the Director seeking appointment/re-appointment, as the case may be, at the AGM are furnished in the Annexure to this Notice. The Director has furnished the requisite consents/declarations for his/her appointment / re-appointment.
19. SEBI has mandated the submission of PAN, KYC details and nomination by holders of physical securities by October 1, 2023, Shareholders are requested to submit their PAN, KYC and nomination details to the Company's RTA, Universal Capital Securities Pvt Ltd at [santosh.gamare@linkintime.co.in](mailto:santosh.gamare@linkintime.co.in). Members holding shares in electronic form are, therefore, requested to submit their PAN to their DP.
20. In case a holder of physical securities fails to furnish PAN and KYC details before the due date, as per SEBI circular dated March 16, 2023, RTA is obligated to freeze such folios. The securities in the frozen folios shall be eligible to receive payments (including dividend) and lodge grievances only after furnishing the complete documents. If the securities continue to remain frozen as on December 31, 2025, the RTA/the Company shall refer such securities to the administering authority under the Benami Transactions (Prohibitions) Act, 1988, and/or the Prevention of Money Laundering Act, 2002.
21. As per Section 72 of the Companies Act, 2013, the facility for submitting nomination is available for members in respect of the shares held by them. Members who have not yet registered their nomination are requested to register the same by submitting Form SH-13. The form can be downloaded from the Company's website at <https://www.rcvp.in/form.php>. Members are requested to submit these details to their DP in case the shares are held by them in electronic form, and to the RTA, in case the shares are held in physical form.
22. The results declared along with the report of the Scrutinizer shall be placed on the website of the Company [www.rcvp.in](http://www.rcvp.in) and on the website of NSDL [www.evoting.nsdl.com](http://www.evoting.nsdl.com) immediately after the declaration of the result by the Chairman or a person authorized by him in writing. The results shall also be immediately forwarded to the stock exchanges where the Company's shares are listed.
23. Since the AGM will be held through VC in accordance with the Circulars, the route map, proxy form and attendance slip are not attached to this Notice.
24. The process and manner for e-voting and the process of joining meeting through video conferencing along with other details also form part of the Notice.

Instructions for remote e-voting and participation through VC

How do I vote electronically using NSDL e-Voting System?

The way to vote electronically on NSDL e-Voting system consists of "Two Steps" which are mentioned below:

- Since the AGM will be held through VC / OAVM, the Route Map and the Attendance Slip of the Annual General Meeting is not annexed to this Notice. The instructions for shareholders for remote e-voting are as under:

How do I vote electronically using NSDL e-Voting system? The way to vote electronically on NSDL e-Voting system consists of "Two Steps" which are mentioned below:

### **STEP 1: ACCESS TO NSDL E-VOTING SYSTEM**





#### **1. Login method for e-Voting and joining virtual meeting for Individual shareholders holding securities in demat mode**

In terms of SEBI circular dated December 9, 2020 on e-Voting facility provided by Listed Companies, Individual shareholders holding securities in demat mode are allowed to vote through their demat account maintained with Depositories and Depository Participants. Shareholders are advised to update their mobile number and email id in their demat accounts in order to access e-Voting facility.

Login method for Individual shareholders holding securities in demat mode is given below:



## Annual Report 2023-2024

| Type of shareholders  | Login Method   |
|---|--|
| Individual Shareholders holding securities in demat mode with NSDL. | <ol style="list-style-type: none"> <li>Existing <b>IdeAS</b> user can visit the e-Services website of NSDL Viz. <a href="https://eservices.nSDL.com">https://eservices.nSDL.com</a> either on a Personal Computer or on a mobile. On the e-Services home page click on the “<b>Beneficial Owner</b>” icon under “<b>Login</b>” which is available under ‘<b>IdeAS</b>’ section , this will prompt you to enter your existing User ID and Password. After successful authentication, you will be able to see e-Voting services under Value added services. Click on “<b>Access to e-Voting</b>” under e-Voting services and you will be able to see e-Voting page. Click on company name or <b>e-Voting service provider i.e. NSDL</b> and you will be re-directed to e-Voting website of NSDL for casting your vote during the remote e-Voting period or joining virtual meeting &amp; voting during the meeting.</li> <li>If you are not registered for IdeAS e-Services, option to register is available at <a href="https://eservices.nSDL.com">https://eservices.nSDL.com</a>. Select “<b>Register Online for IdeAS Portal</b>” or click at <a href="https://eservices.nSDL.com/SecureWeb/IdeasDirectReg.jsp">https://eservices.nSDL.com/SecureWeb/IdeasDirectReg.jsp</a></li> <li>Visit the e-Voting website of NSDL. Open web browser by typing the following URL: <a href="https://www.evoting.nSDL.com/">https://www.evoting.nSDL.com/</a> either on a Personal Computer or on a mobile. Once the home page of e-Voting system is launched, click on the icon “<b>Login</b>” which is available under ‘Shareholder/Member’ section. A new screen will open. You will have to enter your User ID (i.e. your sixteen digit demat account number hold with NSDL), Password/OTP and a Verification Code as shown on the screen. After successful authentication, you will be redirected to NSDL Depository site wherein you can see e-Voting page. Click on company name or <b>e-Voting service provider i.e. NSDL</b> and you will be redirected to e-Voting website of NSDL for casting your vote during the remote e-Voting period or joining virtual meeting &amp; voting during the meeting.</li> <li>Shareholders/Members can also download NSDL Mobile App “<b>NSDL Speede</b>” facility by scanning the QR code mentioned below for seamless voting experience.</li> </ol> <p style="text-align: center;"><b>NSDL Mobile App is available on</b></p> <div style="display: flex; justify-content: center; gap: 20px;"> <div style="text-align: center;">  App Store         </div> <div style="text-align: center;">  Google Play         </div> </div> <div style="display: flex; justify-content: center; gap: 20px; margin-top: 10px;">   </div> |
| Individual Shareholders holding securities in demat mode with CDSL  | <ol style="list-style-type: none"> <li>Existing users who have opted for Easi / Easiest, they can login through their user id and password. Option will be made available to reach e-Voting page without any further authentication. The URL for users to login to Easi / Easiest are <a href="https://web.cdslindia.com/myeasi/home/login">https://web.cdslindia.com/myeasi/home/login</a> or <a href="http://www.cdslindia.com">www.cdslindia.com</a> and click on New System Myeasi.</li> <li>After successful login of Easi/Easiest the user will be also able to see the E Voting Menu. The Menu will have links of <b>e-Voting service provider i.e. NSDL</b>. Click on <b>NSDL</b> to cast your vote.</li> <li>If the user is not registered for Easi/Easiest, option to register is available at <a href="https://web.cdslindia.com/myeasi/Registration/EasiRegistration">https://web.cdslindia.com/myeasi/Registration/EasiRegistration</a></li> <li>Alternatively, the user can directly access e-Voting page by providing demat Account Number and PAN No. from a link in <a href="http://www.cdslindia.com">www.cdslindia.com</a> home page. The system will authenticate the user by sending OTP on registered Mobile &amp; Email as recorded in the demat Account. After successful authentication, user will be provided links for the respective ESP i.e. <b>NSDL</b> where the e-Voting is in progress.</li> </ol>  |

## Annual Report 2023-2024

|  |  |
|--|--|
| Individual Shareholders (holding securities in demat mode) login through their depository participants | You can also login using the login credentials of your demat account through your Depository Participant registered with NSDL/CDSL for e-Voting facility. Upon logging in, you will be able to see e-Voting option. Click on e-Voting option, you will be redirected to NSDL/CDSL Depository site after successful authentication, wherein you can see e-Voting feature. Click on company name or e-Voting service provider i.e. NSDL and you will be redirected to e-Voting website of NSDL for casting your vote during the remote e-Voting period or joining virtual meeting & voting during the meeting. |
|--|--|

Important note: Members who are unable to retrieve User ID/ Password are advised to use Forget User ID and Forget Password option available at abovementioned website.

Helpdesk for Individual Shareholders holding securities in demat mode for any technical issues related to login through Depository i.e. NSDL and CDSL.

| Login type   | Helpdesk details   |
|--|--|
| Individual Shareholders holding securities in demat mode with NSDL | Members facing any technical issue in login can contact NSDL helpdesk by sending a request at <a href="mailto:evoting@nsdl.co.in">evoting@nsdl.co.in</a> or call at toll free no.: 1800 1020 990 and 1800 22 44 30             |
| Individual Shareholders holding securities in demat mode with CDSL | Members facing any technical issue in login can contact CDSL helpdesk by sending a request at <a href="mailto:helpdesk.evoting@cdslindia.com">helpdesk.evoting@cdslindia.com</a> or contact at 022-23058738 or 022-23058542-43 |

### **B) Login Method for e-Voting and joining virtual meeting for shareholders other than Individual shareholders holding securities in demat mode and shareholders holding securities in physical mode.**

#### **How to Log-in to NSDL e-Voting website?**

- Visit the e-Voting website of NSDL. Open web browser by typing the following URL: <https://www.evoting.nsdl.com/> either on a Personal Computer or on a mobile.
- Once the home page of e-Voting system is launched, click on the icon "Login" which is available under 'Shareholder/Member' section.
- A new screen will open. You will have to enter your User ID, your Password/OTP and a Verification Code as shown on the screen.  
*Alternatively, if you are registered for NSDL eservices i.e. IDEAS, you can log-in at <https://eservices.nsdl.com/> with your existing IDEAS login. Once you log-in to NSDL eservices after using your log-in credentials, click on e-Voting and you can proceed to Step 2 i.e. Cast your vote electronically.*
- Your User ID details are given below :

| Manner of holding shares i.e. Demat (NSDL or CDSL) or Physical | Your User ID is:  |
|--|---|
| a) For Members who hold shares in demat account with NSDL.     | 8 Character DP ID followed by 8 Digit Client ID<br>For example if your DP ID is IN300*** and Client ID is 12***** then your user ID is IN300***12*****.   |
| b) For Members who hold shares in demat account with CDSL.     | 16 Digit Beneficiary ID<br>For example if your Beneficiary ID is 12***** then your user ID is 12*****   |
| c) For Members holding shares in Physical Form.                | EVEN Number followed by Folio Number registered with the company<br>For example if folio number is 001*** and EVEN is 101456 then user ID is 101456001*** |

- Password details for shareholders other than Individual shareholders are given below:
    - If you are already registered for e-Voting, then you can use your existing password to login and cast your vote.

## Annual Report 2023-2024

- b) If you are using NSDL e-Voting system for the first time, you will need to retrieve the 'initial password' which was communicated to you. Once you retrieve your 'initial password', you need to enter the 'initial password' and the system will force you to change your password.
- c) How to retrieve your 'initial password'?
  - (i) If your email ID is registered in your demat account or with the company, your 'initial password' is communicated to you on your email ID. Trace the email sent to you from NSDL from your mailbox. Open the email and open the attachment i.e. a .pdf file. Open the .pdf file. The password to open the .pdf file is your 8 digit client ID for NSDL account, last 8 digits of client ID for CDSL account or folio number for shares held in physical form. The .pdf file contains your 'User ID' and your 'initial password'.
  - (ii) If your email ID is not registered, please follow steps mentioned below in **process for those shareholders whose email ids are not registered.**
6. If you are unable to retrieve or have not received the "Initial password" or have forgotten your password:
  - a) Click on "[Forgot User Details/Password?](#)"(If you are holding shares in your demat account with NSDL or CDSL) option available on [www.evoting.nsdl.com](http://www.evoting.nsdl.com).
  - b) [Physical User Reset Password?](#)" (If you are holding shares in physical mode) option available on [www.evoting.nsdl.com](http://www.evoting.nsdl.com).
  - c) If you are still unable to get the password by aforesaid two options, you can send a request at [evoting@nsdl.co.in](mailto:evoting@nsdl.co.in) mentioning your demat account number/folio number, your PAN, your name and your registered address etc.
  - d) Members can also use the OTP (One Time Password) based login for casting the votes on the e-Voting system of NSDL.
7. After entering your password, tick on Agree to "Terms and Conditions" by selecting on the check box.
8. Now, you will have to click on "Login" button.
9. After you click on the "Login" button, Home page of e-Voting will open.

### **Step 2: Cast your vote electronically and join General Meeting on NSDL e-Voting system.**

#### **How to cast your vote electronically and join General Meeting on NSDL e-Voting system?**

1. After successful login at Step 1, you will be able to see all the companies "EVEN" in which you are holding shares and whose voting cycle and General Meeting is in active status.
2. Select "EVEN" of company for which you wish to cast your vote during the remote e-Voting period and casting your vote during the General Meeting. For joining virtual meeting, you need to click on "VC/OAVM" link placed under "Join General Meeting".
3. Now you are ready for e-Voting as the Voting page opens.
4. Cast your vote by selecting appropriate options i.e. assent or dissent, verify/modify the number of shares for which you wish to cast your vote and click on "Submit" and also "Confirm" when prompted.
5. Upon confirmation, the message "Vote cast successfully" will be displayed.
6. You can also take the printout of the votes cast by you by clicking on the print option on the confirmation page.
7. Once you confirm your vote on the resolution, you will not be allowed to modify your vote.

#### **General Guidelines for shareholders**

1. Institutional shareholders (i.e. other than individuals, HUF, NRI etc.) are required to send scanned copy (PDF/JPG Format) of the relevant Board Resolution/ Authority letter etc. with attested specimen signature of the duly authorized signatory(ies) who are authorized to vote, to the Scrutinizer by e-mail to [pcscmplly@gmail.com](mailto:pcscmplly@gmail.com) with a copy marked to [evoting@nsdl.co.in](mailto:evoting@nsdl.co.in).
2. It is strongly recommended not to share your password with any other person and take utmost care to keep your password confidential. Login to the e-voting website will be disabled upon five unsuccessful attempts to key in the

## Annual Report 2023-2024

correct password. In such an event, you will need to go through the “[Forgot User Details/Password?](#)” or “[Physical User Reset Password?](#)” option available on [www.evoting.nsdl.com](http://www.evoting.nsdl.com) to reset the password.

3. In case of any queries, you may refer the Frequently Asked Questions (FAQs) for Shareholders and e-voting user manual for Shareholders available at the download section of [www.evoting.nsdl.com](http://www.evoting.nsdl.com) or call on toll free no.: 1800 1020 990 and 1800 22 44 30 or send a request to Ms. Pallavi Dabke, Manager NSDL, ‘A wing’, Trade world, Kamala Mills Compound, Senapati Bapat Marg, Lower Parel, Mumbai – 400013 or at [evoting@nsdl.co.in](mailto:evoting@nsdl.co.in)

### **Process for those shareholders whose email ids are not registered with the depositories for procuring user id and password and registration of e mail ids for e-voting for the resolutions set out in this notice:**

1. In case shares are held in physical mode please provide Folio No., Name of shareholder, scanned copy of the share certificate (front and back), PAN (self attested scanned copy of PAN card), AADHAR (self attested scanned copy of Aadhar Card) by email to [legalho83@gmail.com](mailto:legalho83@gmail.com).
2. In case shares are held in demat mode, please provide DPID-CLID (16 digit DPID + CLID or 16 digit beneficiary ID), Name, client master or copy of Consolidated Account statement, PAN (self attested scanned copy of PAN card), AADHAR (self attested scanned copy of Aadhar Card) to [legalho83@gmail.com](mailto:legalho83@gmail.com). If you are an Individual shareholders holding securities in demat mode, you are requested to refer to the login method explained at **step 1 (A)** i.e. [Login method for e-Voting and joining virtual meeting for Individual shareholders holding securities in demat mode](#).
3. Alternatively shareholder/members may send a request to [evoting@nsdl.co.in](mailto:evoting@nsdl.co.in) for procuring user id and password for e-voting by providing above mentioned documents.
4. In terms of SEBI circular dated December 9, 2020 on e-Voting facility provided by Listed Companies, Individual shareholders holding securities in demat mode are allowed to vote through their demat account maintained with Depositories and Depository Participants. Shareholders are required to update their mobile number and email ID correctly in their demat account in order to access e-Voting facility.

### **5. THE INSTRUCTIONS FOR MEMBERS FOR e-VOTING ON THE DAY OF THE EGM/AGM ARE AS UNDER:-**

1. The procedure for e-Voting on the day of the EGM/AGM is same as the instructions mentioned above for remote e-voting.
2. Only those Members/ shareholders, who will be present in the EGM/AGM through VC/OAVM facility and have not casted their vote on the Resolutions through remote e-Voting and are otherwise not barred from doing so, shall be eligible to vote through e-Voting system in the EGM/AGM.
3. Members who have voted through Remote e-Voting will be eligible to attend the EGM/AGM. However, they will not be eligible to vote at the EGM/AGM.
4. The details of the person who may be contacted for any grievances connected with the facility for e-Voting on the day of the EGM/AGM shall be the same person mentioned for Remote e-voting.

### **6. INSTRUCTIONS FOR MEMBERS FOR ATTENDING THE EGM/AGM THROUGH VC/OAVM ARE AS UNDER:**

1. Member will be provided with a facility to attend the EGM/AGM through VC/OAVM through the NSDL e-Voting system. Members may access by following the steps mentioned above for **Access to NSDL e-Voting system**. After successful login, you can see link of “VC/OAVM link” placed under “**Join General meeting**” menu against company name. You are requested to click on VC/OAVM link placed under Join General Meeting menu. The link for VC/OAVM will be available in Shareholder/Member login where the EVEN of Company will be displayed. Please note that the members who do not have the User ID and Password for e-Voting or have forgotten the User ID and Password may retrieve the same by following the remote e-Voting instructions mentioned in the notice to avoid last minute rush.
2. Members are encouraged to join the Meeting through Laptops for better experience.
3. Further Members will be required to allow Camera and use Internet with a good speed to avoid any disturbance during the meeting.
4. Please note that Participants Connecting from Mobile Devices or Tablets or through Laptop connecting via Mobile Hotspot may experience Audio/Video loss due to Fluctuation in their respective network. It is therefore recommended to use Stable Wi-Fi or LAN Connection to mitigate any kind of aforesaid glitches.
5. Shareholders who would like to express their views/have questions may send their questions in advance mentioning their name demat account number/folio number, email id, mobile number at [legalho83@gmail.com](mailto:legalho83@gmail.com). The same will be replied by the company suitably.

### **Other Guidelines for Members :**

7. The voting rights of Members shall be in proportion to their share in the paid up equity share capital of the Company as on the cut-off date of Monday, September 16, 2024.

## Annual Report 2023-2024

---

8. Any person, who acquires shares of the Company and becomes Member of the Company after the Company sends the Notice of the 40<sup>th</sup>AGM by email and holds shares as on the cut-off date i.e. Monday, September 16, 2024, may obtain the User ID and password by sending a request to the Company's email address [legalho83@gmail.com](mailto:legalho83@gmail.com). However, if you are already registered with NSDL for remote e-Voting then you can use your existing user ID and password for casting your vote. If you forgot your password, you can reset your password by using "Forgot User Details/Password?" or "Physical User Reset Password?" option available on [www.evoting.nsdl.com](http://www.evoting.nsdl.com).
9. A person, whose name is recorded in the Register of Members or in the Register of Beneficial Owners maintained by the depositories as on the cut-off date only shall be entitled to avail the facility of remote e-Voting or casting vote through e-Voting system during the AGM.
10. Mrs. Padma Loya (Membership No. 25349 COP 14972) of M/s. Loya & Shariff, Practising Company Secretaries have been appointed as the Scrutinizer to scrutinize the remote e-Voting process (including e-Voting at the meeting) in a fair and transparent manner.
11. During the 40<sup>th</sup> AGM, the Chairman shall, after response to the questions raised by the Members in advance or as a speaker at the 40<sup>th</sup> AGM, formally propose to the Members participating through VC/OAVM Facility to vote on the resolutions as set out in the Notice of the 40<sup>th</sup> AGM and announce the start of the casting of vote through the e-Voting system. After the Members participating through VC/OAVM Facility, eligible and interested to cast votes, have cast the votes, the e-Voting will be closed with the formal announcement of closure of the 40<sup>th</sup> AGM.
12. The Scrutinizer shall after the conclusion of e-Voting at the 40<sup>th</sup> AGM, first download the votes cast at the AGM and thereafter unblock the votes cast through remote e-Voting and shall make a consolidated scrutinizer's report of the total votes cast in favour or against, invalid votes, if any, and whether the resolution has been carried or not, and such Report shall then be sent to the Chairman or a person authorized by him, within 48 (forty eight) hours from the conclusion of the 40<sup>th</sup>AGM, who shall then countersign and declare the result of the voting forthwith.
13. The Results declared along with the report of the Scrutinizer shall be placed on the website of the Company at [www.rcvp.in](http://www.rcvp.in) and on the website of NSDL at [www.evoting.nsdl.com](http://www.evoting.nsdl.com) immediately after the declaration of Results by the Chairman or a person authorized by him. The results shall also be immediately forwarded to the BSE Limited (BSE).
14. Pursuant to the circulars issued by MCA and SEBI from time to time, in view of the prevailing pandemic situation and owing to the difficulties involved in dispatching of physical copies of the Notice of the 40<sup>th</sup> AGM and the Annual Report for the financial year 2023-24 including therein, inter-alia, the Audited Standalone Financial Statements for the financial year ended 31<sup>st</sup> March, 2024, are being sent only by email to the Members. Therefore, those Members, whose email address is not registered with the Company or with their respective Depository Participant/s and who wish to receive the Notice of the 40<sup>th</sup> AGM and the Annual Report for the year 2023-24 and all other communication sent by the Company, from time to time, can get their email address registered by following the steps as given below:-
  - a. For Members holding shares in physical form, please send scan copy of a signed request letter mentioning your folio number, name, complete address, email address to be registered along with scanned self attested copy of the PAN and any document (such as Driving Licence, Passport, Bank Statement, AADHAR) supporting the registered address of the Member, by email to the Company's email address [legalho83@gmail.com](mailto:legalho83@gmail.com).
  - b. For the Members holding shares in demat form, please update your email address through your respective Depository Participant/s.
15. The Notice of the 40<sup>th</sup> AGM and the Annual Report for the financial year 2023-24 including therein, inter-alia, the Audited Standalone financial Statements for the financial year ended 31<sup>st</sup> March, 2024, will be available on the website of the Company at [www.rcvp.in](http://www.rcvp.in) and the website of BSE Limited at [www.bseindia.com](http://www.bseindia.com). The Notice of 40<sup>th</sup> AGM will also be available on the website of NSDL at [www.evoting.nsdl.com](http://www.evoting.nsdl.com).
16. The Register of Members and Share Transfer Books of the Company will remain closed from Tuesday, 17<sup>th</sup> September, 2024 to Monday, 23<sup>rd</sup> September, 2024 (both days inclusive) for the purpose of the Annual General Meeting.
17. Shareholders who would like to express their views/ask questions during the meeting may register themselves as a speaker by sending their request in advance atleast 7 days prior to meeting mentioning their name, demat account number/folio number, email id, mobile number at [legalho83@gmail.com](mailto:legalho83@gmail.com). The shareholders who do not wish to speak during the AGM but have queries may send their queries in advance 7 days prior to meeting mentioning their name, demat account number/folio number, email id, mobile number at [legalho83@gmail.com](mailto:legalho83@gmail.com). These queries will be replied to by the company suitably by email.

# Annual Report 2023-2024

## PROFILE OF DIRECTORS BEING APPOINTED/RE-APPOINTED

Pursuant to regulation 36(3) of the SEBI (Listing Obligation and Disclosure Requirements) Regulations, 2015 and clause 1.2.5 of Secretarial Standard -2 on General Meeting issued by the Institute of Company Secretaries of India, the particulars of Directors who are proposed to be appointed/ reappointed are given below.

|   |   |
|---|---|
| <b>Particulars</b>  | Mr. Jayesh A. Motasha   |
| <b>DIN</b>  | 00054236  |
| <b>Date of Birth</b>  | 09/08/1957  |
| <b>Qualification &amp; Experience</b>   | B com from Mumbai University  |
| <b>Expertise in specific functional area</b>  | He has a vast and varied experience in all the functions of the Company including production, financial, commercial and allied areas. |
| <b>Relationship with other Directors, Manager and Key Managerial Personnel of the Company</b> | ----  |
| <b>Directorship held in other companies</b>   | He is Director in Royal Spinwell and Developers Private Limited   |
| <b>Membership / Chairmanships of Committees of other India Companies</b>                      | He is Chairman in Stakeholder Relationship Committee and Member of Audit Committee and Nomination and Remuneration Committee .        |
| <b>No. of Shares held in the Company as of 31<sup>st</sup> March, 2024</b>                    | 26800   |
| <b>Date of first appointment on the Board</b>   | 21/11/1983  |
| <b>Number of meetings of the Board attended during the financial year 2023-24</b>             | 7   |

## ANNEXURE TO THE NOTICE EXPLANATORY STATEMENT IN RESPECT OF THE SPECIAL BUSINESS PURSUANT TO SECTION 102(1) OF THE COMPANIES ACT, 2013

As required by Section 102(1) of the Companies Act, 2013 ("the Act"), the following Explanatory Statement sets out the material facts relating to the Special Business mentioned under item Nos. 3,4,5,6 and 7 in the accompanying Notice:

### ITEM NO. 3.

Since the previous auditors M/s. Bipin & Co., Chartered Accountants have resigned as Statutory Auditors of the Company, which has caused casual vacancy. To fill such a casual vacancy, the Board of Directors of the Company, has proposed M/S. Manek & Associates (FRN 0126679W), Chartered Accountants as the Statutory Auditors of the Company upto this Annual General Meeting of the Company. Now M/s. Manek & Associates to be appointed for 5 (five) consecutive Financial Years from 2024-25 to 2028-29. The Company has received consent and eligibility letter from M/s. Manek & Associates to act as the Statutory Auditors of the Company, in accordance with the provisions of Section 139 and Section 141 of the Companies Act, 2013 and the Companies (Audit and Auditors) Rules, 2014. The Board recommends the Ordinary Resolution for approval by the shareholders. None of the Directors / Key Managerial Personnel of the Company / their relatives are, in any way, concerned or interested, financially or otherwise, in the resolution.

### ITEM NO.4.

M/s. Natroyal Industries Private Limited ("NIPL") is a related party within the meaning of Section 2(76) of the Companies Act, 2013 and Regulation 23 of the SEBI (Listing Obligations and Disclosure Requirements) Regulations, 2015 ("Listing Regulations"). In terms of the provisions of Section 188 of the Companies Act, 2013 and the Listing Regulations, the contracts/arrangements/transactions relating to sale, purchase, transfer or receipt of goods, materials, assets or services and leasing of property of any kind with NIPL are material in nature as these transactions may exceeds rupees one thousand crore or ten percent of the annual consolidated turnover/ 10% of the net worth of the Company as per the last audited financial statement of the Company whichever is lower. The particulars of the Material Related Party Contracts/Arrangements/Transactions are as under:

The brief terms and conditions and other particulars of the above transaction are as follows:

|  |   |
|--|---|
| <b>Name of Related Party</b>   | Natroyal Industries Private Limited   |
| <b>Name of the Director or Key Managerial Personnel (KMP) who is related, if any</b> | Mr. Mahesh K. Shah, Chairman and Managing Director<br>And Mr. Suvrat Shah, Chief Executive Officer              |
| <b>Nature of Relationship</b>  | 1. The above-mentioned Director and KMP and their relatives are members of Natroyal Industries Private Limited. |



## Annual Report 2023-2024

|  |   |                                      |  |  |
|--|---|--------------------------------------|--|--|
|  | 2.. Mr. Suvrat Shah is a Director in Natroyal Industries Private Limited. |                                      |  |  |
| Material terms of the contracts / arrangements / transactions (figures in lakhs) | Rs. In lakhs)   |                                      |  |  |
|  | Year  | Sales/ services including lease Rent | Purchase/services including Lease rent | Reimbursement of Expenses incurred by/and from |
|  | 2023-24(Actual)   | 96.85                                | 32.27                                  | Nil  |
|  | 2024-25 (Proposed)  | Maximum Rs. 1150.00                  | Maximum Rs. 1150.00                    | Maximum Rs. 200.00                             |
| Monetary Value / Consideration   | As mentioned above  |                                      |  |  |
| Other relevant information   | N.A.  |                                      |  |  |

As per Section 188(1) of the Act read with Rule 15 of the Companies (Meetings of Board and its Powers) Rules, 2014 ('Rules') and Regulation 23 of Securities and Exchange Board of India (Listing Obligations and Disclosure Requirements) Regulations, 2015 ['SEBI (LODR)'], transaction entered into between related parties for selling or otherwise disposing of property of any kind exceeding the threshold limit mentioned in the 'Rule' and 'SEBI (LODR)' to be approved by the members of the Company by way of an Ordinary Resolution. Hence, the Company is proposing to obtain approval of members by way of Special resolution. As per Rule 15(3)(a)(ii) of the Companies (Meetings of Board and its Powers) Rules, 2014, since the amount for Consideration exceeds 10% of turnover or 10% of the net worth of the Company, consent of the members would be required by way of an Ordinary Resolution.

Pursuant to Regulation 23 of Securities and Exchange Board of India (Listing Obligations and Disclosure Requirements) Regulations, 2015, all entities falling under the definition "Related Party" shall abstain from voting in respect of the resolution proposed at item no. 4 of the notice, irrespective of whether the entity is a party to the particular transaction or not.

The Board of Directors recommends the resolution as set out in the accompanying Notice for the approval of members of the Company as a Ordinary Resolution. Pursuant to the applicable provisions of the Companies Act, 2013 and the 23(4) of the SEBI (LODR) Regulations, Mr. Mahesh K. Shah, Chairman and Managing Director, Mr. Suvrat M. Shah, Chief Executive Officer and Mr. Jayesh A. Motasha, Director and their relatives are deemed to be interested in the transaction.

Save and except the above, none of the other Directors / Key Managerial Personnel of the Company / their relatives are in any way, concerned or interested, financially or otherwise, in the aforementioned resolution.

Members are hereby informed that pursuant to the regulations 23(4) of SEBI (Listing Obligations and Disclosure Regulations) Regulations, 2015, all the related parties shall not vote in favour of such resolutions.

The Board of Directors recommends the resolution as set out in the accompanying Notice for the approval of members of the Company as an Ordinary Resolution.

### ITEM NO. 5

As the Company requires the financial assistance from time to time to meet the working capital and other requirements for operations; therefore the Company avails from time to time the financial assistance from the entities which may be the related parties of the Company for which the approval of members is required as per the provisions of regulation 23 of SEBI (Listing Obligations and Disclosure Requirements) Regulations, 2015 and Section 180(1)(c), 188 and applicable provisions of Companies Act, 2013.

The brief terms and conditions and other particulars of the above transaction are as follows:

|   |   |
|---|---|
| Name of Related Party(ies)  | As mentioned in below table.  |
| Name of the Director or Key Managerial Personnel who is related, if any | As mentioned in below table.  |
| Nature of Relationship  | As mentioned in below table.  |
| Material terms of the contracts / arrangements / transactions           | Availing or already availed financial assistance from the Related Parties.  |
| Monetary Value / Consideration  | Maximum outstanding financial assistance upto INR 9000.00 lacs including the existing outstanding financial assistance already availed.   |
| Other relevant information  | Interest rate on such financial assistance will not be exceeding 12% per annum and as per prevailing rate in the market and repayment of principal as may be decided between the Company and parties. |

## Annual Report 2023-2024

The details of financial assistance availed and to be availed from the related parties are as follows:

| Sr. No. | Name of Related Party                                   | Name of the Director or Key Managerial Personnel who is related, if any | Nature of relationship with Related party  | Existing financial assistance availed (A) (Rs. In lakhs) | Proposed financial assistance to be availed (B) (Rs. In lakhs) | Total financial assistance ©= (A)+(B) (Rs. In lakhs) |
|---------|---|---|--|--|--|--|
| 1       | Vinod K Shah  | Mahesh Shah   | Brother of Mahesh Shah, Managing Director  | 27.61  | 300.00   | 327.61   |
| 2       | Mukesh Motasha  | Jayesh Motasha  | Brother of Jayesh Motasha, Director  | 2.70   | 200.00   | 202.70   |
| 3       | **Natroyal Industries Private Limited (NIPL)            | Mr. Mahesh Shah , and Mr. Suvrat Shah                                   | Mr. Suvrat Shah Director of NIPL is son of Mr. Mahesh Shah, Managing Director. Mr. Suvrat Shah, Director of NIPL is also CEO of Royal Cushion Vinyl Products Limited Mr. Mahesh Shah, Mr. Jayesh Motasha and Mr. Suvrat Shah and their relatives are members in Natroyal Industries Private Limited. | 1633.16  | 241.18   | 1874.34  |
| 4       | Mahesh Shah   | Director  | -  | 457.41   | 1500.00  | 1957.41  |
| 5       | Jayesh Motasha  | Director  | -  | 309.70   | 250.00   | 559.70   |
| 6       | **Royal Spinwell and Developers Private Limited (RSDPL) | Mr. Jayesh Motasha  | Mr. Jayesh Motasha is a common Director and Mr. Vinod Shah, Director of RSDPL is brother of Mr. Mahesh Shah  | 3028.24  | 750.00   | 3778.24  |
| 7       | Suvrat Shah   | CEO   | -  | 0.00   | 300.00   | 300.00   |

\*\*NIPL and RSDPL are group entities which has provided funding support as and when required by Company in past and Mr. Vinod Shah and Mr. Mukesh Motasha brother of Mr. Mahesh Shah and Mr. Jayesh Motasha respectively , had given a loan

## Annual Report 2023-2024

---

when they were Directors. Mr. Mahesh Shah and Mr. Jayesh Motasha are the Directors and Mr. Suvrat Shah is CEO of the Company.

Pursuant to the applicable provisions of the Companies Act, 2013 and the 23(4) of the SEBI (LODR) Regulations and considering above, Mr. Mahesh Shah, Chairman and Managing Director, Mr. Jayesh Motasha, Director, Mr. Suvrat Shah, Chief Executive Officer (CEO), their associate Companies and Promoters, are deemed to be interested in the transaction to the extent of their shareholding as per their concern or interest mentioned above.

Save and except the above, none of the other Directors / Key Managerial Personnel of the Company / their relatives, are in any way, concerned or interested, financially or otherwise, in the aforementioned resolution.

Members are hereby informed that pursuant to the regulations 23(4) of SEBI (Listing Obligations and Disclosure Regulations) Regulations, 2015 and as per section 180(1) ( C), 188 and any other section of the Companies Act, 2013, all the related parties shall abstain from voting on such resolutions. The Board of Directors recommends the resolution as set out in the accompanying Notice for the approval of members of the Company as an Special Resolution.

### ITEM NO. 6

The Members of the Company at the Annual General Meeting, held on 23<sup>rd</sup> September, 2022, had approved by means of Special Resolution, the limits upto which the Company can borrow in excess of the aggregate paid-up capital, free reserves and its securities premium, as per requirements of the Section 180(1) ( c) of the Companies Act, 2013.

Now the Company needs to take fresh approval from the Members for funds already borrowed and will be borrowed for supporting business operations. For this purpose, the Company is desirous of raising finance from lending institutions and/or Bodies Corporate and/or entities and/or such other persons/individuals as may be considered fit, which together with the moneys already borrowed by the Company (apart from temporary loans obtained from the Company's bankers in the ordinary course of business) may exceed the aggregate of the paid up capital, free reserves and its Securities premium of the Company. However, the borrowing should not exceed Rs. 50 crores (Rupees Fifty Crores only) and also to enable the Company under Section 180(1)(a) of the Companies Act, 2013 for creation/mortgages/hypothecations for the said purpose.

None of the Directors or Key Managerial Personnel of the Company or their relatives, are in any way, concerned or interested, financially or otherwise, in the resolution.

The Board of Directors recommends the resolution as set out in the accompanying Notice for the approval of members of the Company as a Special Resolution.

### ITEM NO. 7

The Company requires fresh approval for investing in other body corporate(s) by way of subscription and/or purchase of their securities, granting of loans, guarantee and/or providing of security upto Rs.50 crores. As per Section 186 of the Companies Act, 2013, a Company cannot make investments, give loan or guarantee or provide any security in excess of the limits set out there in unless it is previously authorized by a Special Resolution. Hence, it is necessary to obtain approval for the same from the Members. The Board recommends passing of the Special Resolution. None of the Directors and Key Managerial Personnel of the Company or their respective relatives are concerned or interested in the proposed resolutions except to the extent of their directorships and shareholding in the Company (if any) and/or such bodies corporate to whom loans, guarantees or security are being provided by the Company pursuant to said Special Resolution.

**BY ORDER OF THE BOARD  
For Royal Cushion Vinyl Products Limited**

**Mahesh K. Shah  
Managing Director  
(DIN 00054351)**

Place: Mumbai

Date: August 13, 2024

**Registered Office:**

**Royal Cushion Vinyl Products Limited,  
SHLOK, 60 CD, Govt. Industrial Estate,  
Charkop, Kandivli (West), Mumbai 400 067.**

**CIN No. – L24110MH1983PLC031395**

**Website: [www.rcvp.in](http://www.rcvp.in)**

# Annual Report 2023-2024

## DIRECTORS' REPORT

To  
The Members of  
Royal Cushion Vinyl Products Limited,

Your Directors have pleasure in presenting the 40<sup>th</sup> Annual Report together with Audited Financial Statements of the Company for the financial year ended 31<sup>st</sup> March, 2024.

### 1. FINANCIAL RESULTS

| Particulars                                    | (Rs. In Lakhs)                |                                |
|--|-------------------------------|--------------------------------|
|  | Current year ended 31.03.2024 | Previous year ended 31.03.2023 |
| Revenue from operations (Net)                  | 5470.69                       | 5209.25                        |
| Other Income                                   | 1205.03                       | 1865.90                        |
| <b>Net Income</b>                              | <b>6675.73</b>                | <b>7075.14</b>                 |
| Total Expenditure                              | 5737.19                       | 6552.22                        |
| <b>Profit before interest and depreciation</b> | <b>938.54</b>                 | <b>522.92</b>                  |
| Finance Cost                                   | 278.26                        | 374.92                         |
| Depreciation                                   | 113.25                        | 128.56                         |
| <b>Profit before Exceptional item</b>          | <b>547.03</b>                 | <b>19.44</b>                   |
| Exceptional item                               | 28873.83                      | -                              |
| <b>Profit for the year</b>                     | <b>29420.86</b>               | <b>19.44</b>                   |

### 2. PERFORMANCE OF OPERATIONS AND THE STATE OF COMPANY'S AFFAIRS

The Company has achieved Revenue from operations of Rs. 5470.69 Lakhs as against Rs. 5209.25 Lakhs in the previous year. Other income includes Rs. 1065.21 lacs (Previous Rs. 1858.02 lacs) towards profit on sale of Land. The net Profit before exceptional items is Rs. 547.03 lacs as compared to Rs. 19.44 lacs in the previous year. Exceptional items represent written back of various liabilities/Provision which are no more payable.

### 3. FINANCIAL STATEMENTS

The financial statements are prepared in accordance with the Indian Accounting Standards (Ind-AS) as prescribed under Section 133 of the Companies Act, 2013 read with Rule 3 of the Companies (Indian Accounting Standards) Rules, 2015 and Companies (Indian Accounting Standards) Amendment Rules, 2016.

### 4. TRANSFER TO RESERVES

The Company does not propose to transfer any amount to the general reserve out of the amount available for appropriation.

### 5. DIVIDEND

The Board of Directors is unable to declare any dividend for the year 2023-2024.

### 6. MANAGEMENT DISCUSSION AND ANALYSIS REPORT

Management Discussion and Analysis Report as required under Listing Agreement and LODR Regulations is disclosed separately in the Annual Report.

### 7. DEPOSITS

During the year under review, your Company has not accepted any deposits within the meaning of provisions of Chapter V – Acceptance of Deposits by Companies of the Companies Act, 2013 read with the Companies (Acceptance of Deposits)

# Annual Report 2023-2024

---

Rules 2014, as amended from time to time and as such there are no such overdue deposits outstanding as on 31<sup>st</sup> March, 2024.

## **8. CORPORATE SOCIAL RESPONSIBILITY**

During the year the provision, as regards Corporate Social Responsibility (CSR ) is not applicable, as per the criteria defined under section 135 of the Companies Act, 2013

## **9. ENERGY, TECHNOLOGY & FOREIGN EXCHANGE**

Details on conservation of energy, technology absorption, foreign exchange earnings and outgo is given in the Annexure – “A” to this report.

## **10. PARTICULARS OF LOANS, GUARANTEES AND INVESTMENTS UNDER SECTION 186 OF THE COMPANIES ACT, 2013**

Details of Loans, Guarantees and Investments under Section 186 of the Companies Act, 2015 forms part of notes to financial statements provided in this Annual Report.

## **11. RELATED PARTY TRANSACTIONS**

All related party transactions entered during the year were in the ordinary course of business and on an arm’s length basis and were not material as per the Related Party Transactions Policy of the Company. Details of the related party transactions done during the year are part of the financial statements forming part of this Annual Report. The Policy on materiality of related party transactions and dealing with related party transactions as approved by the Board, the policy may be accessed on the Company’s website at [www.rcvp.in](http://www.rcvp.in). The particulars of contracts or arrangements with related parties as per Section 188 of the Companies Act, 2013 and rules made thereof as amended from time to time and as per the Related Party Transaction (RPT) policy of the Company during the financial year ended March 31, 2024, in prescribed Form AOC-2 is annexed to this Board’s Report (Annexure-B).

## **12. PARTICULARS OF EMPLOYEES**

The information required pursuant to Section 197 read with Rule 5 of the Companies (Appointment and Remuneration of Managerial Personnel) Rules, 2014, a statement showing the names and other particulars of the employees drawing remuneration and other details as set out in the said rules are provided as an Annexure C in this annual report. The Company had no employee drawing remuneration in excess of the amount as mentioned under Rule 5 of the Companies (Appointment and Remuneration of Managerial Personnel) Rules, 2014.

## **13. BOARD OF DIRECTORS AND KEY MANAGERIAL PERSONNEL**

Mr. Jayesh Motasha retires as director by rotation at the ensuing Annual General Meeting and, being eligible, offers himself for re-appointment.

The Board of Directors comprises of one Executive Director and Three Non-Executive Directors. Mr. Mahesh. K. Shah, Chairman and Managing Director of the Company, Mr. Jayesh Motasha Non-Executive Directors and Mrs. Avani Jolly Pandit and \*\*Mrs. Harsha Mukesh Shah – Independent Directors.

\*\* Mrs. Harsha Mukesh Shah resigned from the Board on 12<sup>th</sup> April, 2024. The Board places on record her appreciation for the assistance and guidance provided to the Company.

Pursuant to Regulation 30 of SEBI (Listing Obligations and Disclosure Requirements) Regulation, 2015, Mr. Dhaval Vakharia is appointed as an Additional Independent Director from 12<sup>th</sup> April, 2024. Pursuant to the provisions of section 149 and 152 of the Companies Act, 2013, his appointment is regularised as a Director by approval of the members through Postal Ballot for the period of five years from the date of appointment i.e. 12.04.2024.

All Independent Directors have given declarations to the effect that they meet the criteria of independence as laid down under Section 149(6) of the Companies Act, 2013 read with Regulation 16 of SEBI (Listing obligations and Disclosures Requirements), Regulations 2015. In the opinion of the Board, Independent Directors fulfil the conditions specified in the Act, Rules made there under and Listing Regulations.

None of the directors of the Company are debarred from holding the office of Director by virtue of any SEBI order or order by any other competent authority. Both the Independent Directors are not liable to retire by rotation.

## Annual Report 2023-2024

---

In the opinion of the Board, the independent directors possess appropriate balance of skills, experience and knowledge, as required.

A brief note on Director retiring by rotation and eligible for re-appointment is furnished in the Notice of Annual General Meeting.

The Key Managerial Personnel (KMP) of the Company are: - Mr. Mahesh Shah- Managing Director, Mr. Vivek Motasha- Chief Financial Officer (CFO) and Mrs. Deepti Parekh- Company Secretary and Compliance Officer.

Mr. Suvrat Shah is appointed as a Chief Executive Officer (CEO) on 29/05/2024 w.e.f 01/06/2024. Mr. Vivek Motasha resigned from the post of Chief Financial Officer on 29/05/2024 and Mr. Omprakash Inani is appointed as a Chief financial Officer (CFO) from 01/06/2024.

### 14. DECLARATION FROM INDEPENDENT DIRECTORS

All independent directors of the Company have given declarations under Section 149(7) of the Companies Act, 2013 confirming that they meet the criteria of independence as provided in Section 149(6) of the Companies Act, 2013 and Regulation 25 of SEBI Listing Regulations and also affirmed compliance with Code of conduct as required under Regulation 26(3) of the Listing Regulations.

### 15. BUSINESS REVIEW

Your Company has not changed its nature of business during the year under review.

### 16. DIRECTORS' RESPONSIBILITY STATEMENT

Pursuant to the requirement under Section 134 (5) of the Companies Act, 2013, with respect to Directors' Responsibility Statement, it is hereby confirmed:

- a) That in the preparation of the Annual Accounts for the financial year ended 31<sup>st</sup> March, 2024 the applicable accounting standards/practices had been followed along with proper explanation relating to material departures; if any.
- b) That the Directors had selected such accounting policies and applied them consistently and made judgments and estimates that are reasonable and prudent so as to give a true and fair view of the state of affairs of the Company at the end of the financial year and of the loss of the Company for that period;
- c) That the Directors had taken proper and sufficient care for the maintenance of adequate accounting records in accordance with the provisions of this Act for safeguarding the assets of the Company and for preventing and detecting fraud and other irregularities;
- d) The annual financial statements have been prepared on a going concern basis.
- e) That the Directors had laid down internal financial controls to be followed by the company and that such internal financial controls are adequate and were operating effectively.
- f) That the Directors had devised proper systems to ensure compliance with the provisions of all applicable laws and that such systems were adequate and operating effectively.

### 17. MATERIAL CHANGES AND COMMITMENTS AFTER THE END OF FINANCIAL YEAR

There have been no material changes affecting the financial position of the Company, after the close of FY 2023-24 till the date of this Report.

### 18. DETAILS OF SIGNIFICANT AND MATERIAL ORDERS PASSED BY THE REGULATORS OR COURTS OR TRIBUNALS IMPACTING THE GOING CONCERN STATUS AND COMPANY'S OPERATIONS IN FUTURE.

There are no significant or material orders passed by any regulator, tribunal or court that would impact the going concern status of the Company and its future operations.

### 19. DETAILS OF SUBSIDIARIES/JOINT VENTURE/ASSOCIATE COMPANY

The Company has no subsidiaries/Joint venture/Associate Company incorporated or ceased in the year 2023-24.

### 20. DEMATERIALIZATION:

The Equity shares of the Company can be held in dematerialized form. We had informed to Universal Capital Securities Private Limited, Registrar & Transfer Agent for dematerialization of existing holding of the shareholders.



## Annual Report 2023-2024

---

Further as per SEBI Notification No. SEBI/LAD-NRO/GN/2018/24 dated June 8, 2018 and further amendment vide Notification No. SEBI/LAD-NRO/GN/2018/49 dated November 30, 2018, requests for effecting transfer of securities (except in case of transmission or transposition of securities) shall not be processed from April 1, 2019, unless the securities are held in the dematerialized form with the depositories. Therefore, shareholders are requested to take action to dematerialize the Equity Shares of the Company to eliminate all the risks associated with physical shares, promptly.

The International Securities Identification Number allocated to the Company is INE618A01011.  
The equity shares of the Company are listed at BSE Limited (BSE).

### **21. INTERNAL FINANCIAL CONTROL**

The Company has in place adequate internal financial controls with reference to financial statements. During the year, such controls were tested and no reportable material weaknesses in the design or operation were observed.

### **22. STATUTORY AUDITORS**

During the Financial year 2023-24, M/s. Bipin & Co., Chartered Accountants , (ICAI Firm Registration No. 101509W) , Statutory Auditors of the Company has placed there resignation on 22/03/2024 due to validity of their peer review certificate had lapsed and as such, the renewal was under process, and the timeframe was not certain , further CA Amit D. Shah Partner of Bipin & Co., had recently passed through certain health issues. The Board has appointed M/s. Manek & Associates, Chartered Accountants (having Firm registration no: 0126679W with the Institute of Chartered Accountants of India (ICAI) and a Peer review Certificate No. 014682 issued by the Peer Board of ICAI), as Statutory Auditors of the Company to fill casual vacancy caused by the resignation of M/s. Bipin & Co., to hold office as the Statutory Auditors of the Company till the conclusion of the next Annual General Meeting of the Company to be held in calendar year 2024, the Members approved the same by way of postal ballot . The Auditors' Report for the Financial year 2023-2024 does not contain any qualification, reservation or adverse remark. The Auditors' Report is annexed alongwith financials of the Company. The said Auditors M/s. Manek & Associates is proposed to be appointed for five years from the conclusion of this Annual General Meeting to hold such office for a period of five years till the conclusion of the 45th Annual General Meeting.

### **23. INSTANCES OF FRAUD, IF ANY REPORTED BY THE AUDITORS:**

There have been no instances of fraud reported by the Auditors under Section 143(12) of the Companies Act, 2013.

### **24. PREVENTION OF INSIDER TRADING**

The Board of Directors has approved the policy of Code of Prevention of Insider Trading based on the SEBI (Prohibition of Insider Trading) Regulations, 2015. The same has been placed on the website of the Company www.rcvp.in. All the Directors and designated employees who have access to the unpublished price sensitive information of the Company are governed by this code. During the year under Report, there has been due compliance with the said code of conduct for prevention of insider trading.

### **25. COST AUDITORS**

In terms of the Companies (Cost Records and Audit) Rules, 2014 read with the Companies (Cost Records and Audit) Amendment Rules, 2014, the Company has maintained cost records for financial year 2023-24 in respect of its polymer's products. However, in terms of the said Rules, the requirement of cost audit is not applicable to the Company for the financial year 2023-24 as the turnover of the Company from these services is below the threshold limit prescribed in the said Rules for cost audit.

### **26. SECRETARIAL AUDITOR**

Pursuant to the provisions of Section 204 of the Companies Act, 2013, read with the Companies (Appointment and Remuneration of Managerial Personnel) Rules, 2014, Board has appointed Mrs. Padma Loya, (Membership no. 25349, Certificate of Practice No. 14972) Practicing Company Secretaries of M/s. Loya and Shariff having Firm no. P2021TL085300 to conduct Secretarial Audit of the Company for the financial year 2023-2024.

The Annual Secretarial Compliance Report for the year ended 31<sup>st</sup> March, 2024 under Regulation 24A issued by Mrs. Padma Loya, Practicing Company Secretaries of M/s. Loya and Shariff and submitted to BSE Limited.

The Secretarial Audit Report for the financial year 2023-24 is annexed herewith as Annexure "D" which forms part of the Board's report.

# Annual Report 2023-2024

---

## 27. LISTING WITH STOCK EXCHANGE

The Company confirms that it has paid the Annual Listing Fees for the year 2023-2024 to BSE Limited where the Company's Shares are listed.

## 28. SHARE CAPITAL

During the financial year the Authorized Share Capital of the Company has increased from Rs. 30,00,00,000 to Rs. 50,00,00,000.

The Company has completed preferential issue of i) 66,21,250 equity shares of the Company having face value of INR 10/- each, to members of the Promoters and Promoter Group at an issue price of INR 40/- per equity share including premium of INR 30/- per equity share. Such preferential issue is against the conversion of their outstanding balance of unsecured loans given by promoters and promoters group to the Company. ii) 1,79,00,000 equity shares of the Company having face value of INR 10/- each at par, to private investors (non- Promoters) on preferential basis. Further, these shareholders will have voting rights at par with existing shareholders. The above shares are allotted in the meeting of the Board of Directors on the Company on 17.11.2023. The Company has also received Trading approval from BSE Ltd for these preferential shares vide letter dated 26.01.2024 from BSE Ltd. The funds have been utilized in the manner specified in the EOGM notice and there is no deviation in funds utilization.

## 29. ANNUAL RETURN

The Annual Return as required under section 92 and section 134 of the Companies Act, 2013 read with Rule 12 of the Companies (Management and Administration) Rules, 2014 is available on the Company's website at [www.rcvp.in](http://www.rcvp.in).

## 30. POLICY ON DIRECTOR'S APPOINTMENT, REMUNERATION AND OTHER DETAILS

The Nomination and Remuneration Committee has laid down the criteria for Directors' appointment and remuneration including criteria for determining qualifications, positive attributes and independence of a Director. The following attributes/criteria for selection have been laid by the Board on the recommendation of the Committee:

- the candidate should possess the positive attributes such as leadership, entrepreneurship, industrialist, business advisor or such other attributes which in the opinion of the Committee the candidate possess and are in the interest of the Company;
- the candidate should be free from any disqualifications as provided under Sections 164 and 167 of the Companies Act, 2013;
- the candidate should meet the conditions of being independent as stipulated under the Companies Act, 2013 and SEBI (LODR) Regulations, 2015 in case of appointment as an independent director; and
- the candidate should possess appropriate educational qualification, skills, experience and knowledge in one or more fields of finance, law, management, sales, marketing, administration, research, corporate governance, technical operations, infrastructure, medical, social service, professional teaching or such other areas or disciplines which are relevant for the Company's business.

## 31. BOARD OF DIRECTORS MEETING

This information has been furnished under Report on Corporate Governance, which is annexed.

## 32. COMMITTEES OF THE BOARD

The Board has following Committees formed:

- Audit Committee
- Nomination & Remuneration Committee
- Stakeholders Relationship Committee

The details of the composition of committees, its roles and responsibility along with number of meetings held are given in the Report of Corporate Governance.

## 33. AUDIT COMMITTEE

The Audit Committee of the Board has been constituted as per the Listing Regulations and Section 177 of the Companies Act, 2013. Constitution, meetings, attendance and other details of the Audit Committee are given in corporate governance which forms a part of this Report.

### 34. **VIGIL MECHANISM**

The Board of Directors of the Company had adopted the Whistle Blower Policy in compliance with the provisions of Section 177 of the Companies Act, 2013 and Regulation 22 of the SEBI (Listing Obligations and Disclosure Requirements) Regulations, 2015. A mechanism has been established for employees to report concerns about unethical behavior, actual or suspected fraud, or violation of Code of Conduct and Ethics. It also provides for adequate safeguards against the victimization of employees who avail of the mechanism and allows direct access to the Chairperson of the Audit Committee in exceptional cases. The Audit Committee reviews periodically the functioning of whistle blower mechanism. No complaints have been received during the Financial Year ended March 31, 2024. No personnel have been denied access to the Audit Committee during the Financial Year 2023-24.

The policy on Whistle Blower as approved by the Board of Directors is uploaded on Company's website i.e. [www.rcvp.in](http://www.rcvp.in).

### 35. **RISK MANAGEMENT POLICY**

The Company has laid down procedures to inform the members of the Board about the risk assessment and minimization procedures and the same is reviewed by the Board periodically.

### 36. **PREVENTION OF SEXUAL HARASSMENT AT WORKPLACE**

The Company has adopted Policy on Prevention, Prohibition and Redressal of Sexual Harassment at the workplace, to provide protection to employees at the workplace. The Company has not received any complaints of sexual harassment during the year.

### 37. **CORPORATE GOVERNANCE**

As per the requirements of SEBI (Listing Obligations and Disclosure Requirements) Regulations, 2015, the Company has complied with the requirements of Corporate Governance in all material aspects. A report on Corporate Governance (Annexure 1) together with a certificate of its compliance from the Auditors of the Company, forms part of this report.

### 38. **CODE OF CONDUCT**

The Board has laid down a code of conduct for Board members and senior management personnel of the Company. The code also incorporates the duties of independent directors as laid down in the Companies Act, 2013. The said code of conduct is posted on the Company's website [www.rcvp.in](http://www.rcvp.in). The Board members and senior management personnel have affirmed compliance with the said code of conduct. A declaration signed by the Managing Director is given in this Report.

### 39. **PERFORMANCE EVALUATION OF BOARD AND INDEPENDENT DIRECTORS**

The Nomination and Remuneration Committee lays down the criteria for performance evaluation of independent directors, Board of Directors and Committees of the Board. The criteria for performance evaluation is based on the various parameters like attendance and participation at meetings of the Board and Committees thereof, contribution to strategic decision making, review of risk assessment and risk mitigation, review of financial statements, business performance and contribution to the enhancement of brand image of the Company.

The Board has carried out an evaluation of its own performance as well as that of the Committees of the Board and all the Directors.

### 40. **SAFETY, ENVIRONMENT AND HEALTH**

The Company considers safety, the environment and health as the management responsibility. Regular employee training programs are carried out in the manufacturing facility on safety and environment.

### 41. **DECLARATION BY INDEPENDENT DIRECTORS**

All independent directors of the Company have given declarations under Section 149(7) of the Companies Act, 2013 confirming that they meet the criteria of independence as provided in Section 149(6) of the Companies Act, 2013 and Regulation 25 of SEBI Listing Regulations and also affirmed compliance with Code of conduct as required under Regulation 26(3) of the Listing Regulations.

### **42. FAMILIARISATION PROGRAMME FOR DIRECTORS**

A well-informed familiarized Board member can contribute significantly to effectively discharge its role of trusteeship in a manner that fulfils stakeholders' aspirations and societal expectations. In pursuit of this, the Directors are updated on a continuing basis on changes / developments in the domestic / global corporate and industry scenario including those pertaining to statutes / legislations and economic environment, to enable them to take well informed and timely decisions.

### **43. SECRETARIAL STANDARDS**

The Company has complied with all the applicable Secretarial Standards.

### **44. SCHEME OF ARRANGEMENT**

The Board of the Directors of the Company in its Board Meeting held on 04th January, 2022, has considered and approved draft Scheme of Arrangement ("Scheme") in the nature of merger / amalgamation of , Royal Spinwell and Developers Private Limited, a group company with the Company (Royal Cushion Vinyl Products Limited ) , with effect from the Appointed Date of October 1, 2021 under Sections 230 to 232 and other applicable provisions of the Companies Act, 2013. The Company received the NOC letter from BSE Ltd as required under Regulation 37 of SEBI, LODR and company had filled the application in NCLT in Oct 2023. Pursuant to the order dated December 15, 2023 read with the addendum order dated December 22, 2023 from Hon'ble National Company Law Tribunal, Mumbai Bench ("NCLT"), the Company has called meeting of it's Shareholders and Unsecured Creditors on 12.02.2024 . The Company has filed petition to NCLT alongwith all the documents on 12<sup>th</sup> April, 2024 and awaiting for the next hearing date. The coming into effect of the Scheme is subject to receipt of necessary statutory, regulatory and contractual approvals, permissions, consents, sanctions, exemption as may be required under applicable laws, regulations or guidelines in relation to the Scheme. Pending the coming into effect of the Scheme, these financial statements are prepared without giving effect to the provisions of the Scheme and as such, these financial statements are subject to revision / modification upon coming into effect of the Scheme.

The Board of Directors of the Company at its meeting held on Tuesday, August 13, 2024, has considered and approved the Scheme of Arrangement under Sections 230 to 232 and other applicable provisions of the Companies Act, 2013 ("Act") in the nature of merger / amalgamation of Natroyal Industries Private Limited ("NIPL" or "Transferor Company"), a related party and an entity related to the promoter and promoter group of the Company, with Royal Cushion Vinyl Products Limited ("RCVPL" or "Transferee Company") and their respective shareholders and creditors with effect from the Appointed Date of April 01, 2024 ("Scheme"). The Scheme is subject to the necessary statutory and regulatory approvals of (i) the shareholders and creditors of RCVPL and NIPL and other parties to the Scheme, as may be directed by the Hon'ble National Company Law Tribunal ("NCLT"), (ii) the BSE Limited ("Stock Exchange" or "BSE") and (iii) any other contractual and regulatory approvals, permissions, consents, sanctions, exemption as may be required under applicable laws, regulations, guidelines in relation to the Scheme and as set out in the Scheme.

### **45. EXPANSION OF BUSINESS**

The Board of Directors of the Company has considered a proposal and gave in-principle approval for undertaking expansion by setting up a manufacturing facility for production of the identified premium products, similar to the existing products manufactured by the Company. The said manufacturing facility is proposed to be set-up in the vacant land available with the Company at Garadhia, Gujarat, where the existing manufacturing facility is located. The expected cost of the project, comprising of construction of building, plant and machinery and working capital is estimated to be approximately INR 50 crores. The cost of the project is proposed to be funded through mix of debt and equity fund raise (preferential issue or other suitable mode of equity fund raise).

### **46. SALE OF LAND**

The Company has sold part of its land situated at Garadhia, Taluka Savli, Vadodara for a consideration of Rs. 11.10 crores.

### **47. ACKNOWLEDGEMENT**

The Directors wish to place on record their appreciation, for the co-operation and support received from Financial Institutions, Banks, Customers and other Government agencies. The Board also wishes to place on record its sincere

## Annual Report 2023-2024

---

appreciation of the effort/ contribution made by its employees at all levels for their hard work, dedication and commitment. The Company's consistent growth was made possible by their hard work, solidarity, cooperation and support and looking forward to their continued support in the future.

On Behalf of the Board of Directors

For **Royal Cushion Vinyl Products Limited**

**Mahesh Shah**  
Managing Director  
(DIN 00054351)

Place: Mumbai  
Date:13/08/2024

# Annual Report 2023-2024

ANNEXURE: "A"

## PARTICULARS OF ENERGY CONSERVATION, TECHNOLOGY ABSORPTION, FOREIGN EXCHANGE EARNING AND OUT GO:

### 1) CONSERVATION OF ENERGY: -

Modification of heating units from Steam to oil, resulted into conservation of Energy.

### 2) TECHNOLOGY ABSORPTION, RESEARCH AND DEVELOPMENT: -

R & D Was specially carried out in designing & developed in various products.

### 3) FOREIGN EXCHANGE EARNING AND OUTGO:

| (Rs. in Lacs) |                         |                       |                       |
|---------------|-------------------------|-----------------------|-----------------------|
| Sr. No.       | Particulars             | Year ended 31.03.2024 | Year ended 31.03.2023 |
| 1             | Fob Value of Export     | --                    | --                    |
| 2             | Foreign exchange outgo: |                       |                       |
|               | Import of Raw material  | 233.93                | 448.42                |
|               | Stores & Spares         | 8.05                  | --                    |
|               | Foreign Travels         | 0.65                  |                       |
|               | Others                  | 47.75                 |                       |

ANNEXURE: "B"

### Form No. AOC-2

(Pursuant to clause (h) of sub-section (3) of Section 134 of the Act and Rule 8(2) of the Companies (Accounts) Rules, 2014)

Form for disclosure of particulars of contracts/arrangements entered into by the company with related parties referred to in sub-section (1) of Section 188 of the Companies Act, 2013 including certain arms length transactions under third proviso thereto

1. Details of contracts or arrangements or transactions not at arm's length basis: Not Applicable.

2. Details of material contracts or arrangement or transactions at arm's length basis:

- (a) Name(s) of the related party and nature of relationship: Not Applicable
- (b) Nature of contracts/arrangements/transactions: Not Applicable
- (c) Duration of the contracts / arrangements/transactions: Not Applicable
- (d) Salient terms of the contracts or arrangements or transactions including the value, if any: Not Applicable
- (e) Date(s) of approval by the Board, if any: Not Applicable
- (f) Amount paid as advances, if any: Not Applicable

Note: All related party transactions that were entered into during the financial year were on arm's length basis and were in the ordinary course of Company's business. The Company has not entered into any contract, arrangement or transaction with any related party which could be considered as material within the meaning SEBI (Listing Obligations and Disclosure Requirements) Regulations, 2015. All the related party transactions are disclosed in the note no. 35 to the financial statements.



## Details of Ratio of Remuneration of Director

[Section 197(12) read with Rule 5 of Companies (Appointment and Remuneration of Managerial Personnel), Rules, 2014]

Disclosure under Rule 5(1) of the Companies (Appointment and Remuneration), Rules, 2014

i) The ratio of the remuneration of each director to the median remuneration of the employees of the company and percentage increase in remuneration of Director, CFO and CS for the financial year;

(Rs. in Lakhs)

| Sr.No | Name            | Designation                  | Remuneration paid for FY 2023-24 | Remuneration paid for FY 2022-23 | % increase in remuneration in the FY 2023-24 | Ratio/ Times per median of employee remuneration |
|-------|-----------------|------------------------------|----------------------------------|----------------------------------|--|--|
| 1.    | Mahesh Shah     | Chairman & Managing Director | 9.28                             | 9.28                             | --   | 3.31   |
| 2.    | Vivek D Motasha | CFO                          | 11.04                            | 11.04                            | ---  | 3.94   |
| 3.    | Deepti Parekh   | Company Secretary            | 8.61                             | 6.65                             | 29.47 %                                      | 3.08   |

ii) Percentage increase in median remuneration

| Median remuneration of employees in FY 2023-24 in Rs. | Median remuneration of employees in F-Y 2022-23 in Rs. | Percentage increase/(decrease) |
|---|--|--------------------------------|
| 2.80 lakhs  | 2.55 lakhs   | 9.80 %                         |

iii) No. of permanent employees as on 31.03.2024 : 116

iv) Comparison between average percentile increase in salaries of employees (excluding managerial personnel) and percentile increase in managerial remuneration.

| Average percentile increase in salaries of employees other than managerial personnel in FY 2023-24 | Percentile increase in managerial personnel remuneration in FY 2023-24 | Justification |
|--|--|---------------|
| 9.80 %   | 7.27 %   | --            |

v) This is to affirm that the above remuneration is paid as per the Remuneration Policy of the Company: - YES

There were no employees who were in receipt of remuneration for which details need to be disclosed under Rule 5(2) and 5(3) of the section 197 of the Companies Act, 2013.

FORM MR-3

**SECRETARIAL AUDIT REPORT**

[Pursuant to section 204(1) of the Companies Act, 2013 and Rule 9 of the Companies (Appointment and Remuneration Personnel) Rules, 2014]

**FOR THE FINANCIAL YEAR ENDED 31<sup>st</sup> MARCH, 2024**

To  
The Members of  
**M/s. ROYAL CUSHION VINYL PRODUCTS LIMITED**  
**CIN NO: L24110MH1983PLC031395**  
60 CD "Shlok" Government Ind. Estate,  
Charkop, Kandivli (West),  
Mumbai-400067

We have conducted the secretarial audit of the compliance of applicable statutory provisions and the adherence to good corporate practices by **M/s. ROYAL CUSHION VINYL PRODUCTS LIMITED** (*hereinafter called "the Company"*). Secretarial Audit was conducted in a manner that provided us a reasonable basis for evaluating the corporate conducts/statutory compliances and expressing our opinion thereon.

Based on our verification of the Company's Books, Papers, Minute Books, Forms and Returns filed and other Records maintained by the Company and also the information provided by the Company, its officers, agents and authorized representatives during the conduct of secretarial audit, We hereby report that in our opinion, the company has, during the financial year commencing from 1<sup>st</sup> April, 2023 and ended 31<sup>st</sup> March, 2024, complied with the statutory provisions listed hereunder and also that the Company has proper Board process and compliance mechanism in place to the extent, in the manner and subject to the reporting made hereinafter:

We have also examined the following:

- a. all the documents and records made available to us and explanation provided by **M/s. ROYAL CUSHION VINYL PRODUCTS LIMITED** ("the Listed Entity"),
- b. the filings/submissions made by the Listed Entity to the Stock Exchanges,
- c. website of the listed entity,
- d. books, papers, minute books, forms and returns filed with the Ministry of Corporate Affairs and other records maintained by **M/s. ROYAL CUSHION VINYL PRODUCTS LIMITED** ("the Company") for the financial year ended on 31<sup>st</sup> March, 2024 according to the provisions as applicable to the Company during the period of audit and subject to the reporting made hereinafter and in respect of all statutory provisions listed hereunder:
  - i. The Companies Act, 2013 (the Act) and the Rules made there under;
  - ii. The Securities Contracts (Regulation) Act, 1956 ('SCRA') and the Rules made there under;
  - iii. The Depositories Act, 1996 and the Regulations and Bye-laws framed there under;
- d. Foreign Exchange Management Act, 1999 and the rules and regulations made there under to the extent of Foreign Direct Investment, Overseas Direct Investment, External Commercial Borrowings, and Foreign Trade (Development and Regulation) Act 1992;
- e. The following Regulations and Guidelines prescribed under the Securities and Exchange Board of India Act, 1992 ('SEBI Act'):
  - i. The Securities and Exchange Board of India (Listing Obligations and Disclosure Requirements) Regulations, 2015;
  - ii. The Securities and Exchange Board of India (Substantial Acquisition of Shares and Takeovers) Regulations, 2011;
  - iii. The Securities and Exchange Board of India (Prohibition of Insider Trading Regulations, 2015;
  - (a) The Company has maintained a Structured Digital Database ("SDD") pursuant to the requirements of regulation 3 (5) and 3 (6) of Securities and Exchange Board of India (Prohibition of Insider Trading) Regulations, 2015.

We hereby report that

- a. The Listed Entity has complied with the provisions of the above Regulations and circulars/guidelines issued thereunder.
- b. The Listed Entity has maintained proper records under the provisions of the above Regulations and circulars/guidelines issued thereunder in so far as it appears from our examination of those records.
- c. There were no actions taken against the listed entity/its promoters/directors/material subsidiaries either by SEBI or by Stock Exchanges (including under the Standard Operation Procedures issued by SEBI through various circulars) under the aforesaid Acts/Regulations and circulars/guidelines issued thereunder.

We have also examined the compliance with the applicable clauses of the following:

- i. The Listing Agreements entered into by the Company with the Stock Exchanges, where the Securities of the Company are listed and the uniform listing agreement with the said stock exchanges pursuant to the provisions of the SEBI (Listing Obligations and Disclosure Requirements) Regulations, 2015.
  - (a) As per the Regulation 31(2) of SEBI (LODR) Regulations, 2015, listed entities have to ensure that hundred percent shareholding of promoters and promoter groups are in dematerialized form and maintained. The Listed Entity has not converted some of the physical shares of the Promoters in dematerialized form till date.
  - (b) As per the Regulation 33 of SEBI (LODR) Regulations, 2015, listed entities have received a penalty from BSE LTD for delay in submission of quarterly results of June'2023. There was no delay from the Company and the same had been applied for Waiver which was duly approved.
- ii. Secretarial Standards with respect to Meetings of Board of Directors (SS-1) and General Meetings (SS-2) issued by the Institute of Company Secretaries of India.

It is reported that during the period under review, the Company has been regular in complying with the provisions of the Act, Rules, Regulations and Guidelines.

We further report that there were no actions/events in the pursuance of

1. The Securities and Exchange Board of India (Share based Employee benefits and Sweat Equity) Regulations, 2021;
2. The Securities and Exchange Board of India (Delisting of Equity Shares) Regulations, 2021
3. The Securities and Exchange Board of India (Buyback of Securities) Regulations, 2018
4. The Securities and Exchange Board of India (Issue of Capital and Disclosure Requirements) Regulations, 2018;
5. The Securities and Exchange Board of India (Issue and Listing of Debt Securities) Regulations, 2008;
6. SEBI Circular number CIR/CFD/CMD1/27/2019 dated 8th February, 2019 Regulation 24A of SEBI (LODR) 2015 requiring compliance thereof by the Company during the Financial Year under review.

We have been informed by the Company that there are adequate systems and processes in the Company commensurate with the size and operations of the Company to monitor and ensure compliance with applicable laws, rules, regulations, guidelines, etc., mentioned above except the Company is not generally regular in depositing Employees' and Employer's contribution to Provident Fund with the prescribed authorities.

**We further report that:**

The Board of Directors of the Company is duly constituted with proper balance of Executive Directors, Non-Executive Directors and Independent Directors. There is change in the composition of the Board of Directors during the period under review, however company complied with filing of relevant returns with Statutory Authority.

Adequate notice is given to all Directors to schedule the Board Meetings, agenda and detailed notes on agenda were sent at least seven days in advance, and a system exists for seeking and obtaining further information and clarifications on the agenda items before the meeting and for meaningful participation at the meeting.

All decisions at Board Meetings and Committee Meetings are carried out unanimously as recorded in the minutes of the meetings of the Board of Directors or Committee of the Board, as the case may be. There were no dissenting member's

## Annual Report 2023-2024

---

views during the year under review and hence the same was not required to be captured and recorded as part of the minutes.

Based on the records and process explained to us for compliances under the provisions of other specific acts applicable to the Company, we report that there are adequate systems and processes commensurate with the size and operations of the Company to monitor and ensure compliance with applicable laws, rules, regulations and guidelines.

We further report that during the audit period no events have occurred, which have a major bearing on the Company's affairs, except the following:

1. MOU / Loan Agreement was executed with certain members of the promoter and promoter group ("Promoters") of the Company for conversion of their existing unsecured loan, either in part or full, into the equity shares of the Company for settlement of their dues.
2. The Company has increased its authorized share capital from 3,00,00,000 shares to 5,00,00,000 shares vide its EOGM dated 25/10/2023 and paid-up share capital was increased from 1,20,67,212 shares of Rs. 10 each to 3,65,88,462 shares of Rs. 10 each vide EOGM dated 25/10/2023 through preferential allotment and complied with all the relevant provisions in that regard.
3. The Board of the Directors of the Company in its Board Meeting held on 04th January, 2022, had considered and approved draft Scheme of Arrangement ("Scheme") in the nature of merger / amalgamation of Royal Spinwell and Developers Private Limited, a group company with the Company (Royal Cushion Vinyl Products Limited), with effect from the Appointed Date of October 1, 2021 under Sections 230 to 232 and other applicable provisions of the Companies Act, 2013. The Company received the NOC letter from BSE Ltd as required under Regulation 37 of SEBI, LODR and company had filled the application in NCLT in Oct 2023. Pursuant to the order dated December 15, 2023 read with the addendum order dated December 22, 2023 from Hon'ble National Company Law Tribunal, Mumbai Bench, Mumbai ("NCLT"), the Company has called meeting of its Shareholders and Unsecured Creditors on 12.02.2024. The Company has filed the application and Affidavits with NCLT and approval from the same is pending.

There are no material events after the end of the financial year 31st March 2024 except the following:

1. Resignation of Mrs. Harsha Mukesh Shah (DIN: 08386003) as an Independent Director with effect from 12th April, 2024.
2. Appointment of Mr. Dhaval Vakharia (DIN: 07787013) as an Additional Independent Director with effect from 12th April, 2024 till 11<sup>th</sup> April, 2029.
3. Resignation of M/s. Bipin & Co., Chartered Accountants as Statutory Auditors of the Company dated 22<sup>nd</sup> March, 2024.
4. Appointment of M/s. Manek & Associates, Chartered Accountant (ICAI FRN: 0126679W) as Statutory Auditors of the Company to fill the casual vacancy caused by resignation of M/s. Bipin & Co., Chartered Accountants.
5. The Composition of the Stakeholders Relationship Committee, Audit Committee and Nomination and Remuneration Committee of the Company has been reconstituted with effect from 12<sup>th</sup> April, 2024.

**For and on behalf of  
LOYA & SHARIFF  
Practicing Company Secretaries**

**Place: Mumbai  
Date: 06/07/2024**

**CS PADMA LOYA  
Partner  
M. No. 25349, COP. 14972  
UDIN: A025349F000685888  
PR No. 5823/2024**

\*\*This report is to be read with our letter of even date which is annexed as **Annexure A** and forms an integral part of this report.

# Annual Report 2023-2024

---

## Annexure – A

To  
The Members of  
**M/s. ROYAL CUSHION VINYL PRODUCTS LIMITED**  
**CIN NO: L24110MH1983PLC031395**  
60 CD "Shlok" Government Ind. Estate,  
Charkop, Kandivli (West),  
Mumbai-400067

Our Report of even date is to be read along with this letter:

1. Maintenance of secretarial record is the responsibility of the management of the company. Our responsibility is to be express an opinion on these secretarial records based on our audit.
2. We have followed the audit practices and processes as were appropriate to obtain reasonable assurance about the correctness of the contents of the Secretarial records. The verification was done on test basis to ensure that correct facts are reflected in secretarial records. We believe that the processes and practices, we followed provide a reasonable basis of our opinion.
3. We have not verified the correctness and appropriateness of financial records and books of Accounts of the company.
4. Wherever required, we have obtained the Management representation about the compliance of laws, rules, and regulations and happenings of events and company has represented that Related party transaction are at Arm's Length basis and in Ordinary Course of Business.
5. The compliance of the provisions of Corporate and other applicable laws, rules, regulations, standards is the responsibility of management. Our examinations were limited to the verification of procedure on a random test basis.
6. The Secretarial Audit report is neither an assurance as to the future viability of the company nor of the efficacy or effectiveness with which the management has conducted the affairs of the company.

**For and on behalf of**  
**LOYA & SHARIFF**  
**Practicing Company Secretaries**

**Place: Mumbai**  
**Date: 06/07/2024**

**CS PADMA LOYA**  
**Partner**  
**M. No. 25349, COP. 14972**  
**UDIN: A025349F000685888**  
**PR No. 5823/2024**

## MANAGEMENT DISCUSSION AND ANALYSIS REPORT

### INDUSTRY STRUCTURE AND DEVELOPMENT:

The Company is primarily engaged in business of manufacturing and selling of PVC products which includes PVC floor covering, which are widely used for household, offices, shops, health club, Automobiles etc. The Company has developed various new products i.e. Commercial Vinyl, Anti-static flooring etc., and working to launch LVT (Luxury Vinyl Tiles) shortly.

### OPPORTUNITIES AND THREATS:

With introduction of new products, various productivity improvement initiatives and improved manufacturing processes, the performance of the Company will improve in the following years. Further many new players may entered into the market which are giving stiff competition.

### SEGMENT WISE OR PRODUCT WISE PERFORMANCE:

The Company engaged only in one segment i.e. PVC products

### OUTLOOK:

With the introduction of high value added products, company will be substituting import of LVT and support create Make in India initiative by government.

### RISKS & CONCERNS:

Growth of the company will need working capital. Cost of new capital will have some impact on cost. Timely availability of working capital may impact growth.

### INTERNAL CONTROL SYSTEMS AND THEIR ADEQUACY:

The Company has a well-framed internal control system commensurate with the size and nature of its business. These internal controls ensure safeguarding of assets from unauthorised use or disposition, proper recording and reporting of all transactions and compliance with applicable regulatory requirements. The internal control systems are reviewed and modified continually to keep up with the changes in business environment and statutory requirements. The framework is monitored by the internal audit team of the Company. The Audit Committee of the Board is periodically apprised of the internal audit findings. The Audit Committee reviews the efficacy and effectiveness of the internal control system, takes corrective actions and suggests measures for strengthening it. The finance function of the company is also adequately staffed with qualified and experienced personnel.

### DISCUSSION ON FINANCIAL PERFORMANCE WITH RESPECT TO OPERATIONAL PERFORMANCE:

To achieve its business and financial objectives, the Company focuses on initiatives to drive growth. The Company seeks to capture significant opportunities for growth by identifying and meeting consumer needs within its core categories.

### MATERIAL DEVELOPMENTS IN HUMAN RESOURCE/INDUSTRIAL RELATIONS FRONT, INCLUDING NUMBER OF PEOPLE EMPLOYED:

The Company places special emphasis on the human resources function in the organization and building strong relationship and establishing its brand in the market to attract and retain best talent. The Company consistently engages with employee to receive their feedback through group discussions etc. Based on the feedback, several positive changes are introduced in practice to provide a holistic experience. The total number of employees as on 31st March, 2024 stood at 116.

### CAUTIONARY STATEMENT:

Statements in this report describing the Company's objectives, projections, estimates and expectations may constitute "forward looking statements" within the meaning of applicable laws and regulations that involve risks and uncertainties. Such statements represent the intention of the Management and the efforts being put into place by them to achieve certain goals. Actual results might differ materially from those either expressed or implied in the statement depending on the circumstances. Therefore, the investors are requested to make their own independent assessments and judgments by considering all relevant factors before making any investment decision.



# Annual Report 2023-2024

## DETAILS OF SIGNIFICANT CHANGES IN KEY FINANCIAL RATIOS:

| Key Financial Ratios            | March 31,2024 | March 31,2023 |
|---------------------------------|---------------|---------------|
| Current ratio                   | 0.28          | 0.12          |
| Debt equity ratio               | (3.47)        | (1.07)        |
| Debt Service Coverage ratio     | (0.37)        | (2.02)        |
| Return on Equity Ratio          | (0.03)        | (0.00)        |
| Inventory turnover ratio        | 12.56         | 12.83         |
| Trade receivable turnover ratio | 13.77         | 20.91         |
| Trade payable ratio             | 1.08          | 0.88          |
| Net Capital Turnover ratio      | (0.64)        | (0.63)        |
| Net profit ratio                | 0.10          | 0.00          |
| Return on Capital employed      | 0.19          | (0.01)        |
| Return on investment            | 0.55          | (0.29)        |

## CEO/CFO CERTIFICATE

To,  
The Board of Directors,  
Royal Cushion Vinyl Products Limited

**Sub:-Certificate by MD & CFO in Terms of Regulation 17(8) of SEBI (Listing Obligations and Disclosure Requirements) Regulations, 2015**

We have reviewed the financial statements for the year ended March 31, 2024 and certify that:

- a) These statements to the best of our knowledge and belief:
  - I. Do not contain any materially untrue statements or omit any material facts or contain statements that might be misleading:
  - II. Present a true and fair view of the Company's affairs and are in compliance with existing accounting standards, applicable laws and regulations.
- b) To the best of our knowledge and belief, there are no transactions entered into by the Company during the year, which is fraudulent, illegal or violative of the Company's Code of Conduct.
- c) We accept responsibility for establishing and maintaining internal controls for the financial reporting and we have evaluated the effectiveness of the internal control systems of the Company pertaining to the financial reporting and that no material deficiencies in the design or operation of internal controls were observed in the year ended March 31, 2024.
- d) We have also indicated to the Auditors and the Audit Committee.
  - (i) There have been no significant changes in Internal Controls with respect to financial reporting during the year.
  - (ii) There have been no significant change in accounting policies during the year.
  - (iii) There have no instances of significant fraud of which we have become aware.

This Certificate is given by the undersigned with full knowledge that on its faith and strength, full reliance is placed by the Board of Directors of the Company.

Dated: 29<sup>th</sup> May, 2024  
Place: Mumbai

Mahesh K Shah  
Managing Director  
00054351

Vivek Motasha  
Chief Financial Officer

# Annual Report 2023-2024

---

## Declaration on Compliance with the Company's Code of Conduct

To,  
The Members of  
Royal Cushion Vinyl Products Limited

I confirm that all Directors and members of Senior Management Personnel of the Company have affirmed compliance with the Company's Code of Conduct during the financial year ended March 31, 2024.

For Royal Cushion Vinyl Products Limited

Place : Mumbai  
Date : May 29, 2024

**Mahesh Shah**  
Chairman and Managing Director  
DIN 00054351

## Certificate of non-disqualification of Director

**In terms of Regulation 34(3) read with Schedule V Para C (10)(i) to the SEBI (Listing Obligations and Disclosure Requirements) Regulations, 2015**

In pursuance of sub clause (i) of clause 10 of Part C of Schedule V of the Securities and Exchange Board of India (SEBI) (**Listing Obligations and Disclosure Requirements) Regulations, 2015** in respect of **ROYAL CUSHION VINYL PRODUCTS LIMITED** (CIN: L24110MH1983PLC031395) I hereby certify that:

On the basis of the written representation/ declaration received from the Directors and taken on record by the Board of Directors, as on March 31, 2024, none of the directors on the Board of the Company has been debarred or disqualified from being appointed or continuing as director of Companies by the SEBI/Ministry of Corporate Affairs or any such statutory authority.

For and on behalf of  
**LOYA & SHARIFF**  
Practicing Company Secretaries

Place: Mumbai  
Date: May 29, 2024

**CS PADMA LOYA**  
Partner  
M. No. 25349 COP. 14972  
PR No. 2033/2022  
UDIN: A025349F000484115

# Annual Report 2023-2024

## REPORT ON CORPORATE GOVERNANCE

(As required under Regulation 34 of the Securities and Exchange Board of India (Listing Obligations and Disclosure Requirements) Regulations, 2015)

The Corporate Governance Report for the year under review from  
01<sup>st</sup> April, 2023 to 31<sup>st</sup> March, 2024

### 1. Brief statement on Company's philosophy on code of Corporate Governance

- i) That the Board and top management of the Company are fully appraised of the affairs of the Company that is aimed at assisting them in the efficient conduct of the Company's business so as to meet Company's obligations to the stakeholders.
- ii) That the Board exercises its fiduciary responsibilities towards shareholders and creditors as to ensure high accountability.
- iii) That all disclosure of information to present and potential investors are maximized.
- iv) That the decision-making process in the organization is transparent and are backed by documentary evidences.
- v) The Company is in compliance with the requirements stipulated under SEBI (Listing Obligations and Disclosure Requirements) Regulations with regard to Corporate Governance.

### 2. Board of Directors

As on 31<sup>st</sup> March, 2024 the Board comprises **One Executive Director and three Non-Executive Directors**. During the year 2023-2024 the Board met 7 times on the following dates, namely, 29<sup>th</sup> May, 2023, 14<sup>th</sup> August, 2023, 04<sup>th</sup> September, 2023, 25<sup>th</sup> September, 2023, 10<sup>th</sup> November, 2023, 17<sup>th</sup> November, 2023 and 12<sup>th</sup> February, 2024.

a) The attendance of each Director at the Board Meeting & the last AGM was as follows:

| Name of the Director  | Category of Director        | No. of Board Meeting attended | Atten ded Last AGM | No. of Directorsh ips held in other Indian Public Limited Companies # | No. of Shares | No. of Committee Positions held in other Indian Public Limited Companies- Chairman## | No. of Committee Positions held in other Indian Public Limited Companies- Member## |
|-----------------------|-----------------------------|-------------------------------|--------------------|---|---------------|--|--|
| Mr. Mahesh K. Shah    | Executive Director Promoter | 7                             | Yes                | Nil   | 3183000       | Nil  | Nil  |
| Mr. Jayesh A. Motasha | Non Executive Director      | 7                             | Yes                | Nil   | 26800         | Nil  | Nil  |
| **Mrs. Harsha Shah    | Independent Director        | 6                             | Yes                | --  | ---           | ---  | --   |
| Mrs. Avani Pandit     | Independent Director        | 7                             | Yes                | ---   | ---           | ----   | ---  |

# Does not include private companies, foreign companies and companies established under Companies Act, 2013.

## For this purpose, only Audit Committee and Stakeholders Relationship Committee are considered in public companies, excluding that of Royal Cushion Vinyl Products Limited.

\*\* Mrs. Harsha Shah resigned on 12/04/2024 and Mr. Dhaval Vakharia was appointed as an Additional Independent Director on 12/04/2024 and thereafter his appointment was regularized as a Director as the basis of approval of the Members through postal ballot.

b) Performance of Evaluation: The criteria for evaluation of Independent Directors, inter alia, includes attendance at the meetings, active participation, contribution in discussions on strategy, participate constructively and actively in committees of the Board,

## Annual Report 2023-2024

exercise of skills and diligence with due and reasonable care and to bring independent judgment to the Board, ability to bring in best practices from their experience and adherence to the code of conduct.

c) Chart or Matrix: Your Company seeks to maintain a Board comprised of talented and dedicated directors with a diverse mix of expertise, experience, skills and backgrounds. For the purpose of Board composition, diversity includes, but is not limited to, educational and functional background, industry experience, geography, age, insider status, gender and ethnicity. The skills and backgrounds collectively represented on the Board reflect the diverse nature of the business environment in which the Company operates.

Pursuant to SEBI (LODR), Regulations 2015, a matrix chart setting out the core skills/expertise/competence of the Board as on March 31, 2024 is stated hereunder:

| Sr. No | List of core skills/expertise/competence | Mahesh Shah | Jayesh Motasha | Avani Pandit | Harsha Shah |
|--------|--|-------------|----------------|--------------|-------------|
| 1.     | Industry experience and Knowledge        | √           | √              | √            | √           |
| 2.     | Technology Innovation                    | √           | √              | √            | √           |
| 3.     | Management of Business Operations        | √           | √              | √            | √           |
| 4.     | Finance and Accounting                   | √           | √              | √            | √           |
| 5.     | Corporate Governance                     | √           | √              | √            | √           |
| 6.     | Human Resource Management                | √           | √              | √            | √           |
| 7.     | Information technology strategy          | √           | √              | √            | √           |
| 8.     | Sales and Marketing Functions            | √           | √              | √            | √           |
| 9.     | Planning, Sourcing and Costing           | √           | √              | √            | √           |

### 3. Audit Committee

The Audit Committee comprises 3 Non-Executive Directors.

a) During the year 2023-2024, the Audit Committee held Seven meetings 29<sup>th</sup> May, 2023, 14<sup>th</sup> August, 2023, 04<sup>th</sup> September, 2023, 25<sup>th</sup> September, 2023, 10<sup>th</sup> November, 2023, 17<sup>th</sup> November, 2023 and 12<sup>th</sup> February, 2024. The terms of reference of the Audit Committee are stipulated under Listing agreement and LODR Regulations and Section 177 of Companies Act, 2013 includes overseeing financial reporting process reviewing with the management & financial statement.

b) The Composition and other particulars of the attendance of the members of the committee held during the year are as under:

| Sr. No. | Name of the Member             | Meeting Attended |
|---------|--------------------------------|------------------|
| 1.      | Mrs. Avani Pandit– Chairperson | 7                |
| 2.      | **Mrs. Harsha Shah – Member    | 7                |
| 3.      | Mr. Jayesh Motasha - Member    | 7                |

\*\*Mrs. Harsha Shah resigned as a Member on 12/04/2024 and Mr. Dhaval Vakharia was appointed as a Chairman and Member of the Audit Committee.

c) Powers of Audit Committee:

The Board has delegated the following powers to the Audit Committee: -

1. To investigate any activity within its terms of reference.
2. To seek information from any employee.
3. To obtain outside legal or other professional advice.
4. To secure the attendance of outsiders with relevant expertise, if it considers necessary.

d) Role / Terms of Reference of Audit Committee:

The role of the Audit Committee includes the following:

1. Overview of the Company's financial reporting process and the disclosure of its financial information to ensure that the financial statement is correct, sufficient and credible;
2. approval of payment to statutory auditors for any other services rendered by the statutory auditors;
3. reviewing with the management, the annual financial statements and auditor's report thereon before submission to the Board for approval, with particular reference to:

## Annual Report 2023-2024

- a. matters required to be included in the Director's Responsibility Statement to be included in the Board's report in terms of clause (c) of sub-section 3 of Section 134 of the Companies Act, 2013;
  - b. changes, if any, in accounting policies and practices and reasons for the same;
  - c. major accounting entries involving estimates based on the exercise of judgment by the management;
  - d. significant adjustments made in the financial statements and information arising out of audit findings;
  - e. compliance with listing and other legal requirements relating to financial statements;
  - f. disclosure of any related party transactions;
  - g. modified opinions on the draft audit report.
4. reviewing with the management, the quarterly financial statements before submission to the Board for its approval;
  5. reviewing and monitoring the auditor's independence and performance and effectiveness of audit process;
  6. approval or any subsequent modification of transactions of the Company with related parties;
  7. scrutiny of inter-corporate loans and investments;
  8. valuation of undertakings or assets of the Company, wherever it is necessary;
  9. evaluation of internal financial controls and risk management systems;
  10. reviewing with the management, performance of statutory and internal auditors, adequacy of the internal control systems;
  11. reviewing the adequacy of internal audit function, if any, including the structure of the internal audit department, staffing and seniority of the official heading the department, reporting structure coverage and frequency of internal audit;
  12. discussion with internal auditors of any significant findings and follow up there on;
  13. discussion with statutory auditors before the audit commences, about the nature and scope of audit as well as post-audit discussion to ascertain any area of concern;
  14. to look into the reasons for substantial defaults in the payment to the depositors and creditors;
  15. to review the functioning of the Whistle Blower mechanism;
  16. approval of appointment of Chief Financial Officer (CFO) (i.e. the whole-time Finance Director or any other person heading the finance function or discharging that function) after assessing the qualifications, experience and background, etc. of the candidate.
  17. carrying out any other function as is mentioned in the terms of reference of the Audit Committee.

e) Review of information by Audit Committee:

The following information is reviewed by the Audit Committee on mandatory basis:

1. Management Discussion and Analysis of the financial condition and results of operations;
2. Statement of significant related party transactions submitted by the management;
3. Management letters/letters on internal control weaknesses issued by the statutory auditors;

#### 4. Stakeholder Relationship Committee

As per the guidelines set out in the Listing Agreements with the BSE LTD and to be in compliance with Section 178 of Companies Act, 2013, the Board has constituted Shareholders/Investor Grievances and Share Transfer Committee, comprising three Non- Executive Directors namely Mr. Jayesh Motasha, Mrs. Harsha Shah and Mrs. Avani Pandit duly appointed as a Member.

The terms of reference of the Committee includes inter-alia, approves share transfer, issue of duplicate certificates and oversees and reviews all matters relating to transfer of securities of the Company. The Committee also look into redressal of shareholders/investors complaints in regard to transfer of shares, non- receipt of Annual Report, dividend etc.

The Committee oversees the performance of the Registrars and Share Transfer Agents of the Company and recommends measures for overall improvement in the quality of investor services. The Committee also monitors the implementation and compliance of the Company's Code of Practices and procedures for fair disclosures of unpublished price sensitive information pursuant to Regulation of SEBI (Prohibition of Insider Trading) Regulations, 2015 along with regulations 1992.

The composition of the Stakeholder Relationship Committee is as follows:

- a) **Composition:** The Committee comprises 3 Non-Executive Directors of the Company. During the year it held 5 meetings 30<sup>th</sup> June, 2023, 20<sup>th</sup> September, 2023, 31<sup>st</sup> December, 2023, 29<sup>th</sup> January, 2024 and 31<sup>st</sup> March, 2024.

| Sr.No. | Name of the Member           | Meeting Attended |
|--------|------------------------------|------------------|
| 1.     | Mr. Jayesh Motasha– Chairman | 5                |

## Annual Report 2023-2024

|    |                             |   |
|----|-----------------------------|---|
| 2. | **Mrs. Harsha Shah – Member | 5 |
| 3. | Mrs. Avani Pandit – Member  | 5 |

\*\*Mrs. Harsha Shah resigned as a Member on 12/04/2024 and Mr. Dhaval Vakharia was appointed as a Member of the Stakeholder Relationship Committee.

The total number of complaints received, and replied to the satisfaction of the shareholders, during the year ended 31st March, 2024 was NIL. Outstanding complaints as on 31st March, 2024 were NIL.

The Company has acted upon all valid share transfer requests received during the year 2023- 2024. No request for transfer and dematerialization were pending as on 31st March, 2024.

|   |     |
|---|-----|
| Number of shareholders complaints received during the year                      | NIL |
| Number of Complaints solved to the satisfaction of shareholders during the year | NIL |
| Number of pending Complaint as on 31.03.2024                                    | NIL |
| Number of Share Transfer pending for approval as at 31.03.2024                  | NIL |

### b. Powers of Stakeholders Relationship Committee:

The Committee is entrusted with the responsibility of redressing the shareholders'/ investors' complaints related to transfer of shares, non-receipt of balance sheet and other queries/ complaints, if any. This committee also oversees the performance of the Registrar and Share Transfer Agent of the Company relating to the investor services and recommends measures for improvement.

### c. Role / Terms of Reference of Stakeholders Relationship Committee:

The role of the Stakeholders Relationship Committee includes the following:

1. resolving the grievances of the security holders including complaints related to transfer/transmission of shares, nonreceipt of annual report, issue of new/duplicate certificates, general meetings etc.;
2. review of measures taken for effective exercise of voting rights by shareholders;
3. review of adherence to the service standards adopted in respect of various services being rendered by the Registrar & Share Transfer Agent;

### 5. Nomination and Remuneration Committee

The Nomination and Remuneration Committee consist of 3 Non-Executive Directors namely Mrs. Avani Pandit, Mrs. Harsha Shah and Mr. Jayesh Motasha. Broad terms of reference of Nomination and Remuneration committee included recommendation to the Board for salary/ perquisites payable to the Managing Director/ Whole time Directors/ Executive Directors/ Key Managerial Personnel and other top-level management.

**Composition:** The Committee comprises 3 Non-Executive Directors of the Company. During the year there were two (2) meeting conducted i.e., 25<sup>th</sup> September, 2023 and 05<sup>th</sup> January, 2024.

| Sr.No. | Name of the Member              | Meeting Attended |
|--------|---------------------------------|------------------|
| 1.     | Mrs. Avani Pandit – Chairperson | 2                |
| 2.     | **Mrs. Harsha Shah – Member     | 2                |
| 3.     | Mr. Jayesh Motasha– Chairman    | 2                |

\*\*Mrs. Harsha Shah resigned as a Member on 12/04/2024 and Mr. Dhaval Vakharia was appointed as a Chairman and Member of the Nomination and Remuneration Committee.

Details of Remuneration paid for the year 2023-24 are as under:

| Sr.No | Name               | Salary    | Perquisites |
|-------|--------------------|-----------|-------------|
| 1.    | Mr. Mahesh K. Shah | 9,00,000  | 28,800      |
| 2.    | Mrs. Deepti Parekh | 8,61,000  | Nil         |
| 3.    | Mr. Vivek Motasha  | 11,04,000 | Nil         |

The Nomination & Remuneration policy is available on website i.e. [www.rcvp.in](http://www.rcvp.in).

## **Powers of Nomination and Remuneration Committee:**

The Nomination and Remuneration Committee is vested with all necessary powers and authority to ensure appropriate disclosure on the remuneration of the Directors, Key Managerial Personnel and other Senior Management Employees and to deal with all elements of the remuneration package of all the directors including but not restricted to the following:

- To review, assess and recommend the appointment and remuneration of executive directors.
- To review the remuneration packages payable to executive directors periodically and recommend suitable revision/increments, whenever required to the Board of Directors of the Company.
- To identify persons who are qualified to become directors and who may be appointed in senior management in accordance with the criteria laid down under 'Policy on Remuneration of Directors, Key Managerial Personnel and other Senior Management Employees.'
- To recommend to the Board the appointment and removal of the director and shall carry out evaluation of every director performance.
- To formulate criteria for determining qualifications, positive attributes and independence of the director.
- To recommend to the Board a 'policy' relating to the remuneration of directors, key managerial personnel and other employees.
- To devise a policy on Board diversity.
- To carry out such other functions as delegated by the Board from time to time.
- To recommend to the Board, all remuneration, in whatever form, payable to the senior management.

## **Remuneration Policy:**

The Board has adopted Policy on remuneration of Directors, Key Managerial Personnel and other Senior Management Employees of the Company. Based on the policy, remuneration package of the executive directors is determined by the Nomination and Remuneration Committee within the permissible limits, subject to the approval by the Board and shareholders in the respective board and general meeting of the Company and as per applicable provisions of the Companies Act, 2013 and rules made thereunder. The remuneration to the executive directors comprises of basic salary, allowances, perquisites etc. The Nomination and Remuneration Committee decides and recommends annual increments for executive directors within the limits stipulated by the Board of Directors/Shareholders and other applicable approvals.

The Remuneration Policy ensures that:

- (a) the level and composition of remuneration is reasonable and sufficient to attract, retain and motivate Directors/Key Management Personnel (KMP) and Senior Management Personnel (SMP) to run the operations of the Company successfully;
- (b) relationship of remuneration to the performance is clear and meets appropriate performance benchmarks;
- (c) remuneration to the Directors, KMPs and SMPs involves a balance between fixed and variable pay reflecting short and long term performance objectives and goals set by the Company;
- (d) remuneration package is linked to the achievement of corporate performance targets and a strong alignment of interest with stakeholders; and

Performance Evaluation Criteria for fixing the remuneration of Managing Director, Non-Executive Director and Independent Directors, KMPs & SMPs:

1. Financial position of the Company.
2. Remuneration or commission drawn by him from any other company.
3. Professional qualifications and experience of the individual concerned.
4. Industry's pay standards and pay structure data studies undertaken by human resource consultants.
5. Past performance, past remuneration and special accreditation or meritorious performance.
6. Bring a balance between the interest of the Company and the shareholders.
7. Attendance at the Board meetings.

# Annual Report 2023-2024

8. Understanding the critical issues affecting the Company.

i) Non-Executive Directors' Compensation and Disclosures

Mr. Jayesh Motasha, Non- Executive Director holding 26,800 equity shares of the Company. None of the Independent Directors are holding any shares in the Company.

There are no pecuniary relationships or transaction of the Independent directors with the Company.No sitting fees are paid to any of the Directors for attending Board Meetings/ Audit Committee / Stakeholder Relationship Committee and Nomination and Remuneration Committee.

ii) Non- Executive Independent Directors

The Nomination and Remuneration Committee and Board of Directors of the Company in their respective meeting held on 12<sup>th</sup> April, 2024, appointed Mr. Dhaval Vakharia (DIN:07787013) for a term of 5 (five) consecutive years with effect from 12<sup>th</sup> March, 2024 upto 11<sup>th</sup> April, 2029. The Company has received a notice in writing from a Member proposing his candidature for the office of Director pursuant to Section 160 of the Companies Act, 2013, as an Independent Director of the Company, whose term shall not be subject to retirement by rotation. Mr. Dhaval Vakharia is regularized from the Additional Director to Director through majority of votes as per the postal ballot. Mr. Suvrat Shah appointed as a Chief Executive officer with effect from 01<sup>st</sup> June, 2024, Mr. Vivek Motasha resigned as a Chief Financial Officer on 29<sup>th</sup> May, 2024 and Mr. Omprakash Inani appointed as a Chief Financial Officer with effect from 01<sup>st</sup> June, 2024.

## 6. Risk Management Policy

The Board of Directors has adopted the Risk Management policy for minimisation of various risks to be dealt by the company. The same is disclosed on the company website: - [www.rcvp.in](http://www.rcvp.in)

## 7. Code of Conduct

The Company has in place a Code of Conduct framed specifically in compliance with the provisions of Regulation 17 of the Listing Regulations. The matters covered in this code are of utmost importance to the Company, its shareholders, clients and business partners. The purpose of this code is to articulate highest standards of honesty, integrity, ethical and law- abiding behavior. It also aims to encourage the observance of these standards to protect and promote the interest of shareholders, employees, customers, suppliers and creditors. It sets out the responsibility, accountability and report and investigate any reported violations of the Code or unethical or unlawful behavior.

The Code of Conduct applicable to Board members and key employees of the Company has been posted on the Company website. For the year under review, all Board members and senior management personnel of the Company have confirmed their adherence to the provisions of the said Code. A certificate from the Managing Director this effect is attached to this Report. The same has been posted on the website [www.rcvp.in](http://www.rcvp.in).

## 8. Disclosures

### a) General Body Meetings

The details of the last Three Annual General Meetings of the Company were held as under:

| Year  | 2020-2021  | 2021-2022  | 2022-2023  |
|-------|--|--|--|
| Date  | 30.09.2021   | 23.09.2022   | 29.09.2023   |
| Time  | 12.30 p.m.   | 12.30 p.m.   | 12.30 p.m.   |
| Venue | Through Video Conferencing/Other Audio Visual Means (VC/ OAVM) | Through Video Conferencing/Other Audio Visual Means (VC/ OAVM) | Through Video Conferencing/Other Audio Visual Means (VC/ OAVM) |

Mrs. Deepti Parekh is a Company Secretary and Compliance Officer.

The following are the special resolutions passed at the Annual General Meeting held in the last three years.

| AGM held on | Special Resolution passed | Summary  |
|-------------|---------------------------|--|
| 30/09/2021  | No                        | -----  |
| 23/09/2022  | Yes                       | a) To re-appoint Mr. Mahesh K. Shah as Chairman and Managing Director.<br>b) Approval of Material Related Party Transactions to be entered into by the Company with Natroyal Industries Private Limited. |



## Annual Report 2023-2024

|            |     |  |
|------------|-----|--|
|            |     | <p>c) To approve power to borrow funds pursuant to the provisions of section 180(1)(c), Section 188 of the Companies Act, 2013, not exceeding Rs. 90 Crores</p> <p>d) Created/To be Created Charge on the Assets of the Company pursuant to the provisions of Section 180(1)(a) and Section 188 of the Companies Act, 2013 and SEBI LODR provisions.</p> <p>e) To approve power to borrow funds pursuant to the provisions of section 180(1)(c) of the Companies Act, 2013, not exceeding Rs. 300 Crores.</p> <p>f) Authorisation under Section 186 of the Companies Act, 2013. To sell / transfer / alter / mortgage / lease / dispose off land and Building of the company pursuant to section 180(1)(a), section 188 of the Companies Act, 2013 and as per SEBI LODR.</p> |
| 29/09/2023 | Yes | <p>a) To re-appoint Mrs. Avani Jolly Pandit (DIN:08386003), as an Independent Director of the Company for a second term of five consecutive years from 11th March, 2024 upto 10th March, 2029.</p> <p>b) To re-appoint Mrs. Harsha Mukhesh Shah (DIN:08386011), as an Independent Director of the Company for a second term of five consecutive years from 11th March, 2024 upto 10th March, 2029.</p> <p>c) To approve power to borrow funds pursuant to the provisions of section 180(1)(c), Section 188 of the Companies Act, 2013, not exceeding Rs. 105 Crores.</p>   |

### b) Related Party Transactions:

The Company has not entered into any material significant transactions with its promoters, Directors or the management or relatives etc. that may have potential conflict with the interest of the Company at large during the year.

Attention of members is drawn to the disclosures of transactions with the related parties set out in Notes on Accounts – Note No. 35, forming part of Annual Report.

All the related party transactions in the ordinary course of business are placed periodically before the Audit Committee and they are negotiated on arm's length basis and are only intended to further the interest of the Company.

The Policy on Materiality of Related Party Transaction is available on our website: [www.rcvp.in](http://www.rcvp.in)

### c) Listing Agreement:

The Company has complied with all requirements of the Listing Agreement entered into with the BSE Limited as well as the regulations and guidelines of SEBI LODR (Regulations, 2015).

### d) Whistle Blower Policy:

The Company has adopted a Whistle Blower Policy and has established the necessary vigil mechanism as defined under Regulation 22 of SEBI Listing Regulations for directors and employees to report concerns about unethical behavior.

No person has been denied access to the Chairperson of the audit committee. The Whistleblower Policy is available on our website: [www.rcvp.in](http://www.rcvp.in).

### e) Disclosures on Risk Management:

The Company has laid down procedures to inform the members of the Board about the risk assessment and minimisation procedures and the same is reviewed by the Board periodically.

### f) Disclosure of Accounting Treatment:

In the preparation of the financial statements, the Company has followed IND AS issued by The Institute of Chartered Accountant of India to the extent applicable.

### OTHER DISCLOSURES:

- i. Material significant related party transactions which may have potential conflict with the interests of the Company at large: **-(NO)**
- ii. Material financial and commercial transactions of senior management, where they may have had personal interest, and which had potential conflict with the interests of the Company at large: **-(NO)**

### 9. MEANS OF COMMUNICATION

The quarterly and half yearly unaudited and annual audited financial results were published in 'Financial Express' in English and 'Mumbai Lakshadeep' in Marathi (regional language). The quarterly financial results, shareholding pattern, reports on compliance with corporate governance, annual reports, etc. are regularly uploaded on the Company's website – '[www.rcvp.in](http://www.rcvp.in)', in compliance with Regulation 46 and 47 of SEBI (Listing Obligations and Disclosure Requirements) Regulations, 2015.

### 10. THE DISCLOSURES OF THE COMPLIANCE WITH CORPORATE GOVERNANCE REQUIREMENTS SPECIFIED IN REGULATIONS 17 TO 27 AND CLAUSES (B) TO (I) OF SUB-REGULATION (2) OF REGULATION 46

a) The Company has a process to provide, inter-alia, the information to the Board as specified in Part A of Schedule II of the SEBI (Listing Obligations and Disclosure Requirements) Regulations, 2015 pertaining to Corporate Governance. The Board also periodically reviews the compliances by the Company of all applicable laws.

b) The Board of Directors in their meeting regularly discuss and are satisfied that the Company has plans in place for orderly succession for appointment to the Board of Directors and Senior Management.

c) Code of Conduct for Board and Senior Managerial Personnel:- The Board has laid down a code of conduct for Board members and senior management personnel of the Company. The code also incorporates the duties of independent directors as laid down in the Companies Act, 2013. The said code of conduct is posted on Company's website [www.rcvp.in](http://www.rcvp.in). The Board members and senior management personnel have affirmed compliance with the said code of conduct. A declaration in this regard signed by the Managing Director is given in this Report. The Company has adopted a code of conduct for prevention of insider trading based on SEBI (Prohibition of Insider Trading) Regulations, 2015. The same has been placed on the website of the Company [www.rcvp.in](http://www.rcvp.in). All the Directors, senior management employees and other employees who have access to the unpublished price sensitive information of the Company are governed by this code. During the year under Report, there has been due compliance with the said code of conduct for prevention of insider trading.

d) The Company complies with the requirement of placing minimum information before the Board of Directors as contained in Part A of Schedule II of SEBI (Listing Obligations and Disclosure Requirements) Regulations, 2015.

e) The Managing Director compliance certification under Part B of Schedule II of SEBI (Listing Obligations and Disclosure Requirements) Regulations, 2015 forms part of this Annual Report.

f) The Company has laid down procedures for risk assessment and its minimization. These are reviewed by the Board to ensure that the management manages the risk through a properly defined framework.

g) The Company has formulated a policy on materiality of related party transactions and dealing with related party transactions including clear threshold limits approved by the Board which is available on the website of the Company ([www.rcvp.in](http://www.rcvp.in)).

h) All related party transactions entered into by the Company with related parties are at an arm's length basis and in the ordinary course of Company's business. Transactions with related parties are disclosed under notes forming part of the accounts. The Board and the Audit Committee periodically reviews the details of the related party transactions entered by the Company. Omnibus approval from the Audit Committee is also obtained before entering into related party transactions. The necessary shareholders resolution is also obtained wherever necessary.

i) No employee including Key Managerial Personnel or Director or Promoter of the Company has entered into any agreement for himself or on behalf of other person with any shareholder or any other third party with regard to compensation or profit sharing in connection with dealings in the securities of the Company.

j) Subsidiary Companies: - The Company does not have any subsidiary company.

k) None of the Director of the Company is a director or act as independent director in more than seven listed entities and none of the Wholetime Director serve as an Independent Director in more than 3 listed entities. None of the

## Annual Report 2023-2024

Directors on the Board is a member of more than 10 committees and Chairman of more than 5 committees across all the companies in which they are Directors. All directors have disclosed their committee positions to the Company. For determining this limit, Chairpersonship and Membership of Audit Committee and Stakeholders Relationship Committee only are considered. In accordance with requirements of Section 149(6) and (7) of the Companies Act, 2013 and SEBI (LODR) Regulations, 2015, all the independent directors have given declaration of independence on 01<sup>st</sup> April 2024 and the same will be approved in the upcoming board meeting of the current financial year.

l) Role of Independent Directors and their Meeting: The Independent Directors plays an important role in deliberations at the Board and Committee meetings and bring to the Company their expertise in the field of finance, management and public policy. The Independent Directors satisfy the criteria of independence as defined in the SEBI (LODR) Regulations, 2015 and the Companies Act, 2013 and rules made thereunder.

They perform the duties as stipulated in the Companies Act, 2013 and rules made thereunder. The Independent Directors has a separate meeting on 12th February, 2024 without the attendance of non-independent directors and members of the management, inter-alia, to discuss: i. Evaluation of the performance of Non-Independent Directors and the Board of Directors as a whole; ii. Evaluation of the performance of the Chairman of the Company, taking into account the views of the Non Executive Directors; and iii. Evaluation of the quality, content and timelines of flow of information between the management and the Board that is necessary for the Board to effectively and reasonably perform its duties. All the independent Directors were present at the said meeting.

The Company has familiarised the Independent Directors with their roles, rights, responsibilities in the Company and business model of the Company. This is also disclosed on the website of the Company i.e. [www.rcvp.in](http://www.rcvp.in).

m) The Company maintains a functional website ([www.rcvp.in](http://www.rcvp.in)) containing the basic information about the Company. The Company has disseminated all the required information on its website as required under Regulation 46 (2) of SEBI (Listing Obligations and Disclosure Requirements) Regulations, 2015.

n) Information on Director retiring by rotation and seeking the re-appointment and Director being re-appointed. Mr. Jayesh Motasha (DIN 00054236).

o) Reconciliation of Share Capital Audit: A qualified Practicing Company Secretary carries out a share capital audit to reconcile the total admitted equity share capital with NSDL and CDSL and the total issued and listed equity share capital of the Company. The audit report confirms that the total issued/ paid-up capital is in agreement with the total number of shares in physical form and the total number of dematerialized shares held with NSDL and CDSL.

p) Dividend Distribution Policy:- Company has not declared any dividend.

q) Compliance with Mandatory and Non-Mandatory Requirements:

The Company has complied with the requirements as specified in the SEBI (LODR) Regulations, 2015 including the Corporate Governance requirements specified under Regulation 17 to 27 and clauses (b) to (i) of sub-regulations (2) of Regulation 46 of SEBI (LODR) Regulations, 2015, except the fulfilment of the criteria laid down under the Regulation 17(2) and Regulation 18(2) of the SEBI (LODR) Regulations, 2015 for holding of Board Meeting and Audit Committee Meeting within a maximum time gap of one hundred and twenty days between any two meetings for the first quarter wherein the gap between meetings was one hundred and twenty-two days.

### 11. DETAILS OF TOTAL FEES PAID TO STATUTORY AUDITORS

As your Company does not have any subsidiary, following are the details of total fees paid by your Company to the statutory auditors namely M/s. Bipin & Co., Chartered Accountants and M/s. Manek & Associates., Chartered Accountants on standalone basis:

| Particulars    | Financial Year 2023-24 (₹ in Lakhs) |
|----------------|-------------------------------------|
| Audit fees     | 6.00                                |
| Tax Audit fees | 0.75                                |
| Other Services | 1.38                                |
| Total          | 8.13                                |

## Annual Report 2023-2024

### 12. GENERAL SHAREHOLDER INFORMATION

|           |   |   |
|-----------|---|---|
| <b>A.</b> | <b>Annual General meeting</b>   |   |
|           | Date and Time   | 23 <sup>rd</sup> September, 2024 at 12.30 p.m.  |
|           | Venue   | Through Video conferencing/ other audio visual means (VC/OAVM).   |
| <b>B.</b> | <b>Financial Calendar</b>   | April 1 <sup>st</sup> , 2024 to March 31 <sup>st</sup> , 2025   |
|           | Financial Reporting for 1 <sup>st</sup> Quarter ending 30 <sup>th</sup> June, 2024                | On or before August 14 <sup>th</sup> , 2024.  |
|           | Financial Reporting for 2 <sup>nd</sup> Quarter ending 30 <sup>th</sup> Sept, 2024                | On or before November 14 <sup>th</sup> , 2024   |
|           | Financial Reporting for 3 <sup>rd</sup> Quarter ending 31 <sup>st</sup> Dec, 2024                 | On or before the February 14 <sup>th</sup> , 2025   |
|           | Audited Results for the year ending March, 2025   | On or before May 30 <sup>th</sup> , 2025  |
| <b>C.</b> | <b>Date of Book closure</b>   | Beginning from Tuesday, September 17, 2024 to Monday, September 23, 2024 (both days inclusive)  |
| <b>D.</b> | <b>Dividend payment date</b>  | Not applicable  |
| <b>E.</b> | <b>Listing on Stock Exchanges</b>   | <b>BSE LTD</b>  |
| <b>F.</b> | <b>Stock Code</b>   | BSE Ltd., Mumbai<br>Scrip Code: 526193<br>Demat ISIN No. CDSL & NSDL: INE618A01011  |
| <b>G.</b> | Market price data (High, Low Market price on BSE Limited during each month of the financial year. |   |
|           | <b>Month</b>  | <b>Price</b><br><b>High (Rs.)</b> <b>Low (Rs.)</b> <b>Total no. of Shares traded</b>  |
|           | April' 2023   | 10.43      8.18      23,940   |
|           | May' 2023   | 11.62      9.42      27,840   |
|           | June' 2023  | 11.89      9.85      17,238   |
|           | July' 2023  | 14.15      8.68      51,838   |
|           | August' 2023  | 18.00      12.70      72,198  |
|           | September' 2023   | 16.95      12.53      20,030  |
|           | October' 2023   | 24.97      17.26      54,970  |
|           | November' 2023  | 35.98      25.46      4,88,403  |
|           | December' 2023  | 36.20      30.15      4,45,167  |
|           | January' 2024   | 42.73      33.56      5,39,874  |
|           | February' 2024  | 34.78      28.51      1,68,490  |
|           | March' 2024   | 30.00      25.55      1,88,197  |
| <b>H.</b> | <b>Address for correspondence</b>   |   |
|           | <b>a)</b>   | <b>Registrar and Share Transfer Agent</b>   |
|           |   | M/s. Link Intime India Private Limited<br>C 101, 247 Park,<br>LBS Road, Vikhroli West,<br>Mumbai – 400083.<br>Tel No. 022- 49186000 – 79  |
|           | <b>b)</b>   | <b>Company's Share Department and Compliance Officer for Investor Grievance Redressal</b>   |
|           |   | **Mrs. Deepti Parekh Company Secretary and Compliance Officer, will be available at the following Registered Office address:<br>Royal Cushion Vinyl Products Limited.<br>60 CD "SHLOK" Government Ind. Estate,<br>Charkop, Kandivali (West), Mumbai 400 067<br>Tel No. 022- 28603516,<br>Email: legalho83@gmail.com |

## Annual Report 2023-2024

|           |  |                           |                          |                      |               |
|-----------|--|---------------------------|--------------------------|----------------------|---------------|
| <b>I.</b> | <b>Share Transfer System</b>   |                           |                          |                      |               |
|           | <p>M/s. Link Intime India Private Limited (Universal Capital Securities Private Limited merged with M/s. Link Intime India Private Limited) has been the Registrar &amp; Transfer Agents of the Company.</p> <p>In terms of Regulation 40 (1) of SEBI (LODR) Regulations, as amended from time to time, securities can be transferred only in dematerialised form with effect from April 1, 2019. The requests for effecting transfer / transmission / transposition of securities shall not be processed unless the securities are held in dematerialized form. Transfer of shares in electronic form are effected through the depositories with no involvement of the Company. Members holding shares in physical form are requested to consider converting their shareholding to dematerialized form.</p> |                           |                          |                      |               |
| <b>J.</b> | <b>Distribution of shareholding as on 31<sup>st</sup> March, 2024</b>  |                           |                          |                      |               |
|           | <b>Range<br/>No. of equity shares</b>  | <b>No. of Shareholder</b> | <b>%</b>                 | <b>No. of Shares</b> | <b>%</b>      |
|           | Upto 500   | 3276                      | 82.27                    | 4,74,778             | 1.30          |
|           | 501 – 1000   | 274                       | 6.89                     | 2,18,556             | 0.60          |
|           | 1001 – 2000  | 128                       | 3.22                     | 1,99,447             | 0.55          |
|           | 2001 – 3000  | 57                        | 1.43                     | 1,49,872             | 0.41          |
|           | 3001 – 4000  | 42                        | 1.06                     | 1,49,227             | 0.41          |
|           | 4001 – 5000  | 39                        | 0.98                     | 1,84,992             | 0.51          |
|           | 5001 – 10000   | 40                        | 1.01                     | 2,84,138             | 0.78          |
|           | 10001 and above  | 126                       | 3.16                     | 3,49,27,452          | 95.46         |
|           | <b>Total</b>   | <b>3982</b>               | <b>100.00</b>            | <b>3,65,88,462</b>   | <b>100.00</b> |
| <b>K.</b> | <b>Shareholding Pattern as on 31<sup>st</sup> March, 2024</b>  |                           |                          |                      |               |
|           | <b>Category</b>  | <b>No. of Shares</b>      | <b>% of Shareholding</b> |                      |               |
|           | Promoters (Including Foreign Promoters)  | 1,46,04,378               | 39.92                    |                      |               |
|           | Mutual Fund & UTI  | 5,100                     | 0.01                     |                      |               |
|           | Private Corporate Bodies   | 8,31,083                  | 2.27                     |                      |               |
|           | NRIs   | 20,21,668                 | 5.53                     |                      |               |
|           | Indian Public  | 1,69,80,776               | 46.41                    |                      |               |
|           | Nationalised Banks and Financial Institutions  | 3,05,330                  | 0.83                     |                      |               |
|           | Overseas Corporate Bodies  | 43,800                    | 0.12                     |                      |               |
|           | FPI  | 4,518                     | 0.01                     |                      |               |
|           | Alternative Invst Funds  | 17,50,000                 | 4.78                     |                      |               |
|           | Key Managerial Personnel   | 10                        | 0                        |                      |               |
|           | Body Corp-Ltd Liability Partnership  | 41,799                    | 0.11                     |                      |               |
|           | <b>Grand Total</b>   | <b>3,65,88,462</b>        | <b>100.00</b>            |                      |               |
| <b>L.</b> | <b>Dematerialization of Shares and Liquidity</b>   |                           |                          |                      |               |
|           | 18185636 (49.71%) of Equity Shares of Rs. 10/- each held in CDSL and 14610786 (39.93%) of Equity shares held in NSDL have been dematerialized as on 31 <sup>st</sup> March 2024.   |                           |                          |                      |               |

### 13. Compliance

A Certificate has been obtained from the Secretarial Auditor of the Company regarding Compliance of conditions of Corporate Governance & the same is attached to this report.

On Behalf of the Board of Directors  
For **Royal Cushion Vinyl Products Limited**

Place: Mumbai  
Date: 06/07/2024

**Mahesh Shah**  
Chairman and Managing Director  
(DIN 00054351)

# Annual Report 2023-2024

---

## COMPLIANCE CERTIFICATE ON CORPORATE GOVERNANCE

(In terms of Regulation 34(3) and Schedule V (E) of SEBI (Listing Obligations and Disclosure Requirements) Regulations, 2015)

To,  
**The Members,**  
**ROYAL CUSHION VINYL PRODUCTS LIMITED**  
**CIN NO: L24110MH1983PLC031395**  
60 CD "Shlok" Government Ind. Estate,  
Charkop, Kandivli (West),  
Mumbai-400067

We have examined the compliance of the conditions of Corporate Governance by **ROYAL CUSHION VINYL PRODUCTS LIMITED** for the year ended 31<sup>st</sup> March, 2024 as stipulated under Regulations 17 to 27, clauses (b) to (i) and (t) of sub-regulation (2) of Regulation 46 and para C, D & E of Schedule V of the Securities and Exchange Board of India (Listing Obligations and Disclosure Requirements) Regulations, 2015 ("SEBI Listing Regulations").

The compliance of the conditions of Corporate Governance is the responsibility of the management. Our examination was limited to the review of procedures and implementation thereof, as adopted by the Company for ensuring compliance with conditions of Corporate Governance. It is neither an audit nor an expression of opinion on the financial statements of the Company.

In our opinion and to the best of our information and according to the explanations given to us, and the representations made by the Directors and the Management and considering the relaxations granted by the Ministry of Corporate Affairs and Securities and Exchange Board of India, we certify that the Company has complied with the conditions of Corporate Governance as stipulated in the SEBI Listing Regulations for the year ended on March 31, 2024.

We state that in respect of Investor Grievances received during the year ended 31st March 2024, no investor grievances are pending against the Company as per the record maintained by the companies which are presented to Investor Grievance Committee.

We further state that such compliance is neither an assurance as to the future viability of the Company nor the efficiency or effectiveness with which the management has conducted the affairs of the Company.

**For and on behalf of**  
**LOYA & SHARIFF**  
**Practicing Company Secretaries**

**Place: Mumbai**  
**Date: 06/07/2024**

**CS PADMA LOYA**  
**Partner**  
**M. No. 25349, COP. 14972**  
**UDIN: A025349F000685877**  
**PR No. 5823/2024**

# Annual Report 2023-2024

---

## Independent Auditor's Report

To,  
The Members,  
**M/s. ROYAL CUSHION VINYL PRODUCTS LIMITED**  
Report on the Financial statements

We have audited the accompanying financial statements of **M/s. ROYAL CUSHION VINYL PRODUCTS LIMITED** ('the Company'), which comprise the balance sheet as at 31 March, 2024, the statement of profit and loss (including other comprehensive income), Statement of Changes in Equity and Statement of Cash Flows for the year then ended, notes to the financial statements, a summary of significant accounting policies and other explanatory information (hereinafter referred to as "the financial statements").

### Opinion

In our opinion and to the best of our information and according to the explanations given to us, the aforesaid financial statements give the information required by the Companies Act, 2013 ("the Act") in the manner so required and give a true and fair view in conformity with the accounting principles generally accepted in India, including Indian Accounting Standards ("Ind AS") specified u/s 133 of the Act, of the state of affairs of the Company as at 31 March, 2024 and its profit (financial performance including other comprehensive income, changes in equity) and its cash flows and the changes in equity for the year ended on that date.

### Basis for Opinion:

We conducted our audit of the financial statements in accordance with the Standards on Auditing specified under section 143(10) of the Act (SAs). Our responsibilities under those Standards are further described in the Auditor's Responsibilities for the Audit of the Financial statements section of our report. We are independent of the Company in accordance with the Code of Ethics issued by the Institute of Chartered Accountants of India (ICAI) together with the independence requirements that are relevant to our audit of the financial statements under the provisions of the Act and the Rules made there under, and we have fulfilled our other ethical responsibilities in accordance with these requirements and the ICAI's Code of Ethics. We believe that the audit evidence we have obtained is sufficient and appropriate to provide a basis for our audit opinion on the financial statements.

### Material Uncertainty Related to Going Concern

We draw your attention to Note 43 of the financial statements, which indicates that the Company's net worth has got eroded as of March 31, 2024 and the Company's current liabilities exceeded its current assets. Our report is not modified in respect of this matter.

### Emphasis of Matter

- 1) We draw your attention to amount written back of outstanding dues of Finquest Financial Solutions Private Limited ("FFSPL") of Rs.22860.44 lacs. Finquest Financial Solutions Private Limited ("FFSPL"), FFSPL had taken over the loans from SICOM & Saraswat Co-op bank. Pursuant to time to time deliberations and negotiations with FFSPL, the Company has finally negotiated with FFSPL to make a full and final payment of Rs.860 lacs ("Settlement Amount") towards settlement of all outstanding dues and accordingly, completed the full payment of the entire Settlement Amount during July 2023. Pursuant thereto, the Company has received the No Dues Certificate dated July 14, 2023 from FFSPL confirming no outstanding dues in the loan accounts of the Company with FFSPL. Accordingly, the said loan accounts stands settled in the books of the Company and outstanding balance amount lying in books, which is not payable has been written back in the books and current charges outstanding against above is nil and same is added in Exceptional items.

### (Refer Note No 34.1 in the financial statements)

- 2) We Draw your attention to amount written back of outstanding Provisions for Custom Duty including interest of Rs.5683.95 lacs: Under the Duty Exemption Scheme of Advance License (as well as similar other license scheme) pursuant to Import & Export Policy of Government of India, duty free imports of raw materials were permitted, and they are required to be used in manufacturing of goods for export and export of goods has to be effected within the time allowed in terms of such scheme. In the past (Prior to year 2000), the Company had availed benefit of such licenses from time to time and it had also fulfilled its export obligations as per the conditions of such scheme in many of the licenses but in some cases such exports were not done. The said matter relates back to the period of more than 25 years and as such, the management of the company, based on an expert opinion,



## Annual Report 2023-2024

---

evaluated its specific obligations which may still subsists, if any. Based on the comprehensive evaluation and expert opinion, the provision made in earlier years has been written back and same is added in Exceptional items.

**(Refer Note No 34.2 in the financial statements)**

- 3) We Draw your attention to unclaimed Liabilities/Balances written back of Rs. 329.44 lacs represents balances of various parties, which are no longer payable, have been written back. The same is added in Exceptional items.

**(Refer Note No 34.3 in the financial statements)**

- 4) We Draw your attention that during the year under review, the Company has done revaluation of it's Land as per the provisions of IND AS. The revalued figure is Rs.3569.00 lacs and after reducing the book value, revaluation reserve created is Rs.3522.45 lacs. This value is credited in the Statement of Profit & Loss under the heading Other Comprehensive Income

**(Refer Note No 3 in the financial statements)**

- 5) We Draw your attention that the Company has completed preferential issue of i) 66,21,250 equity shares of the Company having face value of Rs.10/- each, to members of the Promoters and Promoter Group at an issue price of Rs.40/- per equity share including premium of Rs.30/- per equity share. Such preferential issue is against the conversion of their outstanding balance of unsecured loans given by promoters and promoters group to the Company ii) 1,79,00,000 equity shares of the Company having face value of Rs.10/- each at par, to private investors (non- Promoters) on preferential basis . Further, these shareholders will have voting rights at par with existing shareholders. The above shares are allotted in the meeting of Board of Directors on the Company on 17.11.2023. The Company has also received Trading approval from BSE Ltd for these preferential shares vide letter dated 26.01.2024 from BSE Ltd.

**(Refer Note No 12.2 in the financial statements)**

- 6) We Draw your attention that the company has sold its land parcels comprising of Factory Land. Profit on sale of assets Rs. Rs.1065.21 lacs is grouped under other income.

**(Refer Note No 23 in the financial statements)**

**Our conclusion on the financial statements is not modified in respect of the matters described in paragraph 1 to 6 above**

### Key Audit Matters

Key audit matters are those matters that, in our professional judgment, were of most significance in our audit of the financial statements of the current period. These matters were addressed in the context of our audit of the financial statements as a whole, and in forming our opinion thereon, and we do not provide a separate opinion on these matters. We have determined the matters described below to be the key audit matters to be communicated in our report.

#### Key Audit Report

#### How was the matter addressed in our audit

##### Revenue Recognition

Revenue is recognized upon transfer of control of promised goods to customers in an amount that reflects the consideration which the Company expects to receive in exchange for those goods. Revenue is measured based on transaction price, which is the consideration, adjusted for rebates, discounts and incentives as also estimated sales returns.

Revenue is one of the key profit drivers and therefore, accounting of revenue is considered as a key audit matter.

##### Our audit procedures, among other things, included the following:

- Considered the appropriateness of the Company's accounting policies regarding revenue recognition
- Testing controls, automated and manual, around dispatches/deliveries/shipments inventory reconciliations and process of confirmation of receivable balances, testing for cut-offs and analytical review procedures.
- Assessed the disclosures in accordance with the requirements of Ind AS 115 on "Revenue from Contracts with Customers".

# Annual Report 2023-2024

---

[Refer Note 2(a) to the financial statements]

## Valuation of inventories

The Company has complex product manufacturing process and thus, the overhead absorption over each process is quite complex and more particularly, to have the basis of absorption. The Company has worked out the overhead absorption cost rate based on the consumption of electricity and other utility resources of each process and apply the same for all other overheads.

Due to significance of arriving at the overhead absorption rate for the valuation of inventories, it is considered to be a key audit matter.

[Refer Note 2(d) to the financial statements]

## Revaluation of Land

The Company has done revaluation of its Land as per the provisions of IND AS.

The revalued figure is Rs. 3569.00 lacs and after reducing the book value, revaluation reserve created is Rs. 3522.45 lacs. This value is credited in the Statement of Profit & Loss under the heading Other Comprehensive Income

Due to the significance of the amounts involved, it is considered to be a key audit matter.

[Refer Note 3 to the financial statements]

## Information Other than the Financial statements and Auditor's Report Thereon

The Company's Board of Directors is responsible for the preparation of the other information. The other information comprises the information included in the Management Discussion and Analysis, Board's Report including annexure to Board's Report and Shareholder's Information, but does not include the financial statements and our auditor's report thereon.

Our opinion on the financial statements does not cover the other information and we do not express any form of assurance conclusion thereon.

In connection with our audit of the financial statements, our responsibility is to read the other information and, in doing so, consider whether the other information is materially inconsistent with the financial statements or our knowledge obtained during the course of our audit or otherwise appears to be materially misstated.

If, based on the work we have performed, we conclude that there is a material misstatement of this other information, we are required to report that fact. We have nothing to report in this regard.

## Responsibilities of Management and Those Charged with the Governance for the Financial Statements

The Company's Board of Directors is responsible for the matters stated in Section 134(5) of the Companies Act, 2013 ("the Act") with respect to preparation and presentation of these Financial Statements that give a true and fair view of the financial position, financial performance including other comprehensive income, cash flows statement, statement of changes in equity of the Company in accordance with the accounting principles generally accepted in India, including the Indian Accounting Standards (IND AS) specified prescribed under Section 133 of the Act, (read with Rule 7 of the Companies Indian Accounting Standards) Rules, 2015, as amended.

This responsibility also includes maintenance of adequate accounting records in accordance with the provisions of the Act for safeguarding the assets of the Company and for preventing and detecting frauds and other irregularities; selection and

**Our audit procedures, among other things, included the following.**

- Evaluated the appropriateness of the basis applied to arrive at the overhead absorption rate;
- Examined the workings of the absorption of overheads to arrive at the cost of inventories.
- Our audit methodology involves process adopted to ascertain and evaluate the methods used are reasonable and absorbs overheads in an appropriate & logical manner.
- Assessed the disclosures in accordance with the requirements of Ind AS 2 on "Inventories".

**Our audit procedures, among other things, included the following.**

- Evaluated the appropriateness of the basis applied.
- Examined the workings and reviewed the valuation report from independent valuer.
- Our audit methodology involves process adopted to evaluate the methods used are reasonable in an appropriate & logical manner.
- Assessed the disclosures in accordance with the requirements of Ind AS 16 on "Property Plant and Equipment".

## Annual Report 2023-2024

---

application of appropriate accounting policies; making judgments and estimates that are reasonable and prudent; and design, implementation and maintenance of adequate internal financial controls, that were operating effectively for ensuring the accuracy and completeness of the accounting records, relevant to the preparation and presentation of the financial statements that give a true and fair view and are free from material misstatement, whether due to fraud or error which have been used for the purpose of preparation of the Financial Statements by the Directors of the Company, as aforesaid.

In preparing the financial statements, management is responsible for assessing the Company's ability to continue as a going concern, disclosing, as applicable, matters related to going concern and using the going concern basis of accounting unless management either intends to liquidate the Company or to cease operations, or has no realistic alternative but to do so.

The Board of Directors are responsible for overseeing the Company's financial reporting process.

Auditor's Responsibilities for the Audit of the Financial Statements. Our objectives are to obtain reasonable assurance about whether the Financial Statements as a whole are free from material misstatement, whether due to fraud or error, and to issue an auditor's report that includes our opinion. Reasonable assurance is a high level of assurance, but is not a guarantee that an audit conducted in accordance.

### **Auditor's Responsibilities for the Audit of the Financial statements**

Our objectives are to obtain reasonable assurance about whether the financial statements as a whole are free from material misstatement, whether due to fraud or error, and to issue an auditor's report that includes our opinion. Reasonable assurance is a high level of assurance, but is not a guarantee that an audit conducted in accordance with SA's will always detect a material misstatement when it exists. Misstatements can arise from fraud or error and are considered material if, individually or in the aggregate, they could reasonably be expected to influence the economic decisions of users taken on the basis of these financial statements.

As part of an audit in accordance with SAs, we exercise professional judgment and maintain professional scepticism throughout the audit. We also:

Identify and assess the risks of material misstatement of the financial statements, whether due to fraud or error, design and perform audit procedures responsive to those risks, and obtain audit evidence that is sufficient and appropriate to provide a basis for our opinion. The risk of not detecting a material misstatement resulting from fraud is higher than for one resulting from error, as fraud may involve collusion, forgery, intentional omissions, misrepresentations, or the override of internal control.

Obtain an understanding of internal financial controls relevant to the audit in order to design audit procedures that are appropriate in the circumstances. Under section 143(3)(i) of the Act, we are also responsible for expressing our opinion on whether the Company has adequate internal financial controls system in place and the operating effectiveness of such controls.

Evaluate the appropriateness of accounting policies used and the reasonableness of accounting estimates and related disclosures made by management.

Conclude on the appropriateness of management's use of the going concern basis of accounting and, based on the audit evidence obtained, whether a material uncertainty exists related to events or conditions that may cast significant doubt on the Company's ability to continue as a going concern. If we conclude that a material uncertainty exists, we are required to draw attention in our auditor's report to the related disclosures in the financial statements or, if such disclosures are inadequate, to modify our opinion. Our conclusions are based on the audit evidence obtained up to the date of our auditor's report. However, future events or conditions may cause the Company to cease to continue as a going concern.

Evaluate the overall presentation, structure and content of the financial statements, including the disclosures, and whether the financial statements represent the underlying transactions and events in a manner that achieves fair presentation.

Materiality is the magnitude of misstatements in the financial statements that, individually or in aggregate, makes it probable that the economic decisions of a reasonably knowledgeable user of the financial statements may be influenced. We consider quantitative materiality and qualitative factors in (i) planning the scope of our audit work and in evaluating the results of our work; and (ii) to evaluate the effect of any identified misstatements in the financial statements.

Evaluate the overall presentation, structure and content of the financial statements, including the disclosures, and whether the financial statements represent the underlying transactions and events in a manner that achieves fair presentation.

We communicate with those charged with governance regarding, among other matters, the planned scope and timing of the audit and significant audit findings, including any significant deficiencies in internal control that we identify during our audit.

## Annual Report 2023-2024

---

We also provide those charged with governance with a statement that we have complied with relevant ethical requirements regarding independence, and to communicate with them all relationships and other matters that may reasonably be thought to bear on our independence, and where applicable, related safeguards.

### Other Matter

The financial statements of the Company for the year ended 31 March 2023 were audited by the predecessor auditor, Bipin & Co, who have expressed an unmodified opinion on those financial statements vide their audit report dated 29<sup>th</sup> May, 2023.

### Report on Other Legal and Regulatory Requirements

As required by the Companies (Auditor's Report) Order, 2020, issued by the Central Government of India in term of sub-section (11) of section 143 of the Companies Act, 2013, we give in the Annexure "A" a statement on the matters specified in the paragraphs 3 and 4 of the Order, to the extent applicable.

1. As required by section 143(3) of the Act, we report that:

(a) We have sought and obtained all the information and explanations which to the best of our knowledge and belief were necessary for the purposes of our audit.

(b) In our opinion proper books of account as required by law have been kept by the Company so far as it appears from our examination of those books;

(c) The balance sheet, the statement of profit and loss and the statement of cash flow dealt with by this Report are in agreement with the books of account;

(d) In our opinion the aforesaid financial statements comply with the Indian Accounting Standards specified under Section 133 of the Act, read with Rule 7 of the Companies (Accounts) Rules, 2014;

(e) On the basis of the written representations received from the directors as on 31 March, 2024 taken on record by the Board of Directors, none of the directors are disqualified as on 31 March, 2024 from being appointed as a director in terms of Section 164 (2) of the Act;

(f) With respect to the adequacy of the internal financial controls over financial reporting of the Company and the operating effectiveness of such controls, refer to our separate report in "Annexure A". Our report expresses an unmodified opinion on the adequacy and operating effectiveness of the Company's internal financial controls over financial reporting.

(g) With respect to other matter to be included in the Auditor's Report in accordance with the requirement of section 197(16) of the Act, as amended in our opinion and according to the information and explanations given to us, the remuneration paid by the Company to its directors during the current year is in accordance with the provisions of Section 197 of the Act.

(h) With respect to the other matters to be included in the Auditor's Report in accordance with Rule 11 of the Companies (Audit and Auditors) Rules, 2014, in our opinion and to the best of our information and according to the explanations given to us:

i. The Company has disclosed the impact of pending litigation on its financial position in financial statements—Refer Note 36 to the financial statements.

ii. The Company did not have any long-term contract including derivative contract for which there are any material foreseeable losses.

iii. There were no amounts which were required to be transferred to the Investor Education and Protection Fund by the Company.

iv.(a) The Management has represented that, to the best of its knowledge and belief, no funds have been advanced or loaned or invested (either from borrowed funds or share premium or any other sources or kind of funds) by the Company to or in any other person(s) or entity(ies), including foreign entities ("Intermediaries"), with the understanding, whether recorded in writing or otherwise, that the Intermediary shall, directly or indirectly lend or invest in other persons or entities identified in any manner whatsoever by or on behalf of the Company ("Ultimate Beneficiaries") or provide any guarantee, security or the like on behalf of the Ultimate Beneficiaries.

(b)The Management has represented, that, to the best of its knowledge and belief, no funds (which are material either individually or in the aggregate) have been received by the Company from any person or entity, including foreign entity

## Annual Report 2023-2024

---

("Funding Parties"), with the understanding, whether recorded in writing or otherwise, that the Company shall, whether, directly or indirectly, lend or invest in other persons or entities identified in any manner whatsoever by or on behalf of the Funding Party ("Ultimate Beneficiaries") or provide any guarantee, security or the like on behalf of the Ultimate Beneficiaries.

(c) Based on the audit procedures that have been considered reasonable and appropriate in the circumstances, nothing has come to our notice that has caused us to believe that the representations under sub-clause (i) and (ii) of Rule 11(e), as provided under (a) and (b) above, contain any material misstatement.

(v) The Board of Directors of the Company have not proposed any dividend for the year and therefore provisions of rule 11(f) are not applicable.

(vi) As stated in note 50 to the financial statements and based on our examination which included test checks, except for instance mentioned below, the Company, in respect of financial year commencing on 1 April 2023, has used an accounting software for maintaining its books of account which has a feature of recording audit trail (edit log) facility and the same has been operated throughout the year for all relevant transactions recorded in the software. Further, during the course of our audit we did not come across any instance of audit trail feature being tampered with, other than the consequential impact of the exception given below:

### **Nature of exception noted**

Instances of accounting software for maintaining books of account for which the feature of recording audit trail (edit log) facility was not operated throughout the year for all relevant transactions recorded in the software.

### **Details of Exception**

The audit trail feature was not enabled at the database level for accounting software to log any direct data changes, used for maintenance of all accounting records by the Company.

2 As required by the Companies (Auditor's Report) Order, 2020 ("the Order") issued by the Central Government in terms of Section 143(11) of the Act, we give in "Annexure B" a statement on the matters specified in paragraphs 3 and 4 of the Order.

**For MANEK & ASSOCIATES**  
**Chartered Accountants**  
**Firm's registration number: 0126679W**

**Mumbai**  
**Dated: 29<sup>th</sup> May, 2024**

**(SHAILESH MANEK)**  
**Partner**  
**Membership number.034925**  
**UDIN :- 24034925BKGEGU1320**

# Annual Report 2023-2024

---

## Annexure - A to the Auditors' Report

Report on the Internal Financial Controls under Clause (i) of Sub-section 3 of Section 143 of the Companies Act, 2013 ("the Act")

We have audited the internal financial controls over financial reporting of **M/s. ROYAL CUSHION VINYL PRODUCTS LIMITED** ("the Company") as of 31 March 2024 in conjunction with our audit of the financial statements of the Company for the year ended on that date.

### Management's Responsibility for Internal Financial Controls

The Company's management is responsible for establishing and maintaining internal financial controls based on the internal control over financial reporting criteria established by the Company considering the essential components of internal control stated in the Guidance Note on Audit of Internal Financial Controls over Financial Reporting issued by the Institute of Chartered Accountants of India ('ICAI'). These responsibilities include the design, implementation and maintenance of adequate internal financial controls with reference to financial statements of the company that were operating effectively for ensuring the orderly and efficient conduct of its business, including adherence to company's policies, the safeguarding of its assets, the prevention and detection of frauds and errors, the accuracy and completeness of the accounting records, and the timely preparation of reliable financial information, as required under the Companies Act, 2013.

### Auditors' Responsibility

Our responsibility is to express an opinion on the Company's internal financial controls over financial reporting based on our audit. We conducted our audit in accordance with the Guidance Note on Audit of Internal Financial Controls over Financial Reporting (the "Guidance Note") and the Standards on Auditing, issued by ICAI and deemed to be prescribed under section 143(10) of the Companies Act, 2013, to the extent applicable to an audit of internal financial controls with reference to financial statements, both applicable to an audit of Internal Financial Controls and, both issued by the Institute of Chartered Accountants of India. Those Standards and the Guidance Note require that we comply with ethical requirements and plan and perform the audit to obtain reasonable assurance about whether adequate internal financial controls over financial reporting was established and maintained and if such controls operated effectively in all material respects.

Our audit involves performing procedures to obtain audit evidence about the adequacy of the internal financial controls with reference to system over financial reporting and their operating effectiveness. Our audit of internal financial controls over financial reporting included obtaining an understanding of internal financial controls over financial reporting, assessing the risk that a material weakness exists, and testing and evaluating the design and operating effectiveness of internal control based on the assessed risk. The procedures selected depend on the auditor's judgment, including the assessment of the risks of material misstatement of the financial statements, whether due to fraud or error.

We believe that the audit evidence we have obtained is sufficient and appropriate to provide a basis for our audit opinion on the Company's internal financial controls system over financial reporting.

### Meaning of Internal Financial Controls over Financial Reporting

A company's internal financial control over financial reporting is a process designed to provide reasonable assurance regarding the reliability of financial reporting and the preparation of financial statements for external purposes in accordance with generally accepted accounting principles. A company's internal financial control over financial reporting includes those policies and procedures that (1) pertain to the maintenance of records that, in reasonable detail, accurately and fairly reflect the transactions and dispositions of the assets of the company; (2) provide reasonable assurance that transactions are recorded as necessary to permit preparation of financial statements in accordance with generally accepted accounting principles, and that receipts and expenditures of the company are being made only in accordance with authorizations of management and directors of the company; and (3) provide reasonable assurance regarding prevention or timely detection of unauthorized acquisition, use, or disposition of the company's assets that could have a material effect on the financial statements.

### Inherent Limitations of Internal Financial Controls Over Financial Reporting

Because of the inherent limitations of internal financial controls over financial reporting, including the possibility of collusion or improper management override of controls, material misstatements due to error or fraud may occur and not be detected. Also, projections of any evaluation of the internal financial controls over financial reporting to future periods are subject to the risk that the internal financial control over financial reporting may become inadequate because of changes in conditions, or that the degree of compliance with the policies or procedures may deteriorate.

## Annual Report 2023-2024

---

### Opinion

In our opinion, the Company has, in all material respects, an adequate internal financial controls system over financial reporting and such internal financial controls over financial reporting were operating effectively as at 31 March, 2024, based on the internal control over financial reporting criteria established by the Company considering the essential components of internal control stated in the Guidance Note on Audit of Internal Financial Controls Over Financial Reporting issued by the Institute of Chartered Accountants of India.

**For MANEK & ASSOCIATES**  
**Chartered Accountants**  
**Firm's registration number:126679W**

**Place: Mumbai**  
**Dated: 29<sup>th</sup> May, 2024**

**(SHAILESH MANEK)**  
**Partner**  
**Membership number:034925**  
**UDIN :- 24034925BKGEU1320**

# Annual Report 2023-2024

## Annexure - B to the Auditors' Report

The Annexure referred to in Independent Auditors' Report to the members of the Company on the financial statements for the year ended 31 March 2024, we report that:

(i) (a) (A) The Company has maintained proper records showing full particulars, including quantitative details and situation of Property, Plant and Equipment.

(B) The Company has maintained proper records showing full particulars of intangible assets.

(b) The company has a phased programme of physical verification of its property, plant and equipment so as to cover all assets once in three years. In our opinion, this periodicity of physical verification is reasonable having regard to the size of the company and the nature of its assets. In accordance with this program, certain Property, plant and equipment were verified by the management during the year. According to the information and explanations given to us, no material discrepancies were noticed on such verification;

(c) According to the information and explanations given to us and on the basis of our examination of the records of the Company, the factory building and land thereof, the title deeds of immovable properties are held in the name of the Company.

(d) According to the information and explanations given to us and on the basis of our examination of the records of the Company, the Company has carried out revaluation of its asset class namely Land based on the report from an independent valuer.

| Class of Asset | Cost as on 01.04.2023 | Revalued Amount | Remarks   |
|----------------|-----------------------|-----------------|---|
| Land           | Rs.46.55 Lacs         | Rs.3569.00 Lacs | Based on the Valuation report received from independent valuer. |

(e) According to the information and explanations given to us and on the basis of our examination of the records of the Company, no proceedings have been initiated or are pending against the company for holding any benami property under the Benami Transactions (Prohibition) Act, 1988 (45 of 1988) and rules made there under.

(ii) (a) The inventory has been physically verified during the year by the management. In our opinion, the frequency of verification is reasonable and the discrepancies noticed on verification between the physical stocks and the book records were not material.

(b) The company has not availed any working capital limits in excess of five crore rupees, in aggregate, from banks or financial institutions on the basis of security of current assets and therefore provision of clause 3(ii)(b) of the order are not applicable to the company.

(iii) The company has not granted any loan to parties covered in the register maintained under section 189 of the Companies Act, 2013 and therefore, the provisions of clause 3(iii) ,(iii)(a)(A)&(B) (b), (c) ,(d),(e) and (f) of the order are not applicable to the company.

(iv) In our opinion and according to the information and explanations given to us, the Company has not granted any loans, or provided any guarantees or security in respect of any loans to any party covered under section 185 and 186 of the Companies Act, 2013 and therefore, the provisions of clause 3(iv) of the order is not applicable.

(v) The Company has not accepted any deposits from the public and consequently the directives issued by the Reserve Bank of India, the provisions of sections 73 to 76 or any other relevant provisions of the Companies Act, and the Rules framed there under are not applicable except the explanation given under note no .17 in the financial statements, and also no orders were passed by Company Law Board or National Company Law Tribunal or Reserve Bank of India or any court or any other Tribunal and therefore clause 3(v) of the order is not applicable.

(vi) We have broadly reviewed the books of account maintained by the Company pursuant to the Rules made by the Central Government for the maintenance of cost records under sub-section (1) of Section 148 of the Act in respect of Company's products and services and are of the opinion that, prima facie, the prescribed accounts and records have been made and maintained. However, we have not made a detailed examination of the cost records with a view to determine whether they are accurate or complete.

(vii) (a) According to the information and explanations given to us and on the basis of our examination of the records of the Company, the company is not generally been regular in depositing provident fund contribution and employees state insurance, with the appropriate authorities, though the delays in deposit have not been serious. Further, the company



## Annual Report 2023-2024

is generally been regular in depositing with the appropriate authorities undisputed statutory dues including goods and service tax, income tax, sales tax, service tax, duty of custom, duty of excise, value added tax, cess and other statutory dues applicable to it.

(b) According to the information and explanations given to us, no undisputed amounts payable in respect of goods and service tax, provident fund, employees` state insurance, income tax, sales tax, service tax, duty of custom, duty of excise, value added tax, cess and other statutory dues were in arrears as at March 31,2024 for a period of more than six months from the date they became payable.

(c) According to the information and explanation given to us, there are no dues of goods and service tax, provident fund, employees` state insurance, income tax, sales tax, service tax, duty of custom, duty of excise, value added tax, cess and other statutory dues which have not been deposited on account of any dispute except as per details given below:

| Name of the Statute           | Nature of Dues | Amount (Rs.) In Lacs | Period to which the amount relates | Forum where the dispute is pending  |
|-------------------------------|----------------|----------------------|------------------------------------|-------------------------------------|
| Goods & Service Tax Act ,2017 | GST            | 14.92                | 2020-21                            | SGST Appeals Vadodara.              |
| The FERA/FEMA ACT             | Penalty        | 149.39               | 2002-03                            | Appellate Authority FERA, New Delhi |
| The Income Tax Act            | Penalty        | 46.00                | 2003-04                            | CIT ( Appeal ), Mumbai              |
| The Custom Act                | Custom Duty    | 193.07               | 1996                               | CESTAT, Mumbai                      |

(viii) In our opinion and according to the information and explanations given to us, there was no such transaction found in the books of account have been surrendered or disclosed as income during the year in the tax assessments under the Income Tax Act, 1961 (43 of 1961), therefore, the provision of clause 3(viii) of the order is not applicable.

(ix) (a) In our opinion and according to the information and explanations given to us, the company has not defaulted in repayment of dues to a bank during the year

(b) According to the information and explanation given to us and on the basis of our audit procedures, we report that the company has not been declared wilful defaulter by any bank or financial institution or government or any government authority and therefore, the provision of clause 3 (ix)(b) of the Order to that extent is not applicable.

(c) According to the information and explanations given to us and on the basis of our audit procedures, the term loan taken by the company were applied for the purpose for which the loans were obtained.

(d) According to information and explanation given to us and the procedures performed by us, and on an overall examination of the financial statement of the Company, we report that the company has used funds raised on short-term basis aggregating to Rs.6,284.22 lacs for long-term purposes.

(e) According to the information and explanations given to us and on an overall examination of the financial statements of the company, we report that the company has not taken any funds from any entity or person on account of or to meet the obligations of its subsidiaries, associates or joint ventures and hence the provision of clause 3 (ix)(e) of the order is not applicable.

(f) According to the information and explanations given to us and procedures performed by us, we report that the company has not raised loans during the year on the pledge of securities held in its subsidiaries, joint ventures or associates companies and therefore the provision of clause (ix)(f) of the order not applicable.

(x) (a) In our opinion and according to the information and explanations given to us, the company has utilised the money raised by way of further public offer for the purpose for which they are raised. The company has not raised any funds by issue of debt instruments.

(b) The Company has made preferential allotment of its equity shares to the members of the Promoter and Promoter Group.

(xi) (a) According to information and explanations given to us there were no fraud by the company or any fraud on the Company has been noticed or reported during the year and therefore, the provision of clause 3 (xi)(a) of the Order is not applicable.

(b) According to information and explanations given to us no report under sub-section (12) of section 143 of the companies Act has been filed by any auditors in Form ADT-4 as prescribed under rule 13 of Companies (Audit and Auditors) Rules, 2014 with the Central Government and therefore the provision of clause (xi)(b) of the order not applicable.

## Annual Report 2023-2024

---

(c) As represented to us by the management, there were no whistle-blower complaints received by the company during the year.

(xii) In our opinion, the company is not a chit fund or a nidhi and therefore, the provisions of clause 3(xii)(a), (b) & (c) of the Order are not applicable to the company.

(xiii) According to information and explanation given to us, all the transactions with related parties are in compliance with the provisions of sections 177 and 188 of Companies Act, 2013 where applicable. The details of related party transactions have been disclosed in the financial statements as required under Indian Accounting Standards.

(xiv) (a) In our opinion and based on our examination, the company has an internal audit system commensurate with the size and nature of its business.

(b) We have considered the internal audit report, conducted by the internal department of the company, issued till date, for the period under audit.

(xv) During the financial year, the Company has not entered into any non-cash transactions with directors or persons connected with him and therefore, the provisions of clause 3(xv) of the Order are not applicable.

(xvi) In our opinion, the Company is not required to be registered under section 45-IA of the Reserve Bank of India Act, 1934 and therefore, the provisions of clause 3(xvi)(a),(b),(c) and (d) of the Order are not applicable to the company.

(xvii) The Company has not incurred cash losses during the financial year covered by our audit as well as in the immediately preceding financial year.

(xviii) There has been resignation of the statutory auditors during the year and based on the information and explanations given to us by the management and the response received by us pursuant to our communication with the outgoing auditors, there have been no issues, objections or concerns raised by the outgoing auditors.

(xix) According to information and explanations given to us and on the basis of the financial ratios, ageing and expected dates of realisation of financial assets and payment of financial liabilities, other information accompanying the financial statements, our knowledge of the Board of Directors and management plans, and based on our examination of the evidence supporting and assumption, nothing has come to our attention, which causes us to believe that any material uncertainty exists as on the date of the audit report that company is not capable of meeting its liabilities existing at the date of balance sheet as and when they fall due within a period of one year from the balance sheet date. We however, state that this is not an assurance as to the future viability of the company. We further state that our reporting is based on the facts up to the date of the audit report and we neither give any guarantee nor any assurance that all liabilities falling due within a period of one year from the balance sheet date, will get discharged by the company as and when they fall due.

(xx) During the year the provision of Section 135, as regards Corporate Social Responsibility (CSR), of the companies Act, 2013 is not applicable therefore, the provision of clause 3(xx)(a) & (b) of the order are not applicable.

(xxi) In our opinion, preparation of consolidated financial statements are not required and hence provisions of clause (xxi) of the order are not applicable.

**For MANEK & ASSOCIATES**  
**Chartered Accountants**  
**Firm's registration number: 0126679W**

**Place: Mumbai**  
**Dated: 29<sup>th</sup> May, 2024**

**(SHAILESH MANEK)**  
**Partner**  
**Membership number: 034925**  
**UDIN :- 24034925BKGEU1320**

# Annual Report 2023-2024

Balance Sheet as at 31<sup>st</sup> March, 2024

(₹ in Lacs)

| Particulars                          | Note No. | As at 31st March, 2024 | As at 31st Mar, 2023 |
|--------------------------------------|----------|------------------------|----------------------|
| <b>ASSETS</b>                        |          |                        |                      |
| <b>(1) Non-current assets</b>        |          |                        |                      |
| (a) Property Plant and Equipment     | 3        | 4,588.50               | 1,086.18             |
| (b) Right of use assets              | 3        | 82.40                  | 159.28               |
| (c) Capital Work-in-Progress         | 3        | 153.31                 | -                    |
| (d) Investment Property              | 3        | 10.20                  | 21.37                |
| (e) Financial assets                 |          |                        |                      |
| (i) Investments                      | 4        | 3.80                   | (6.43)               |
| (ii) Other Financial Assets          | 5        | 100.55                 | 100.55               |
| <b>Total Non Current assets</b>      |          | <b>4,938.76</b>        | <b>1,360.95</b>      |
| <b>(2) Current Assets</b>            |          |                        |                      |
| (a) Inventories                      | 6        | 888.74                 | 578.38               |
| (b) Financial Assets                 |          |                        |                      |
| (i) Trade Receivables                | 7        | 641.04                 | 153.58               |
| (ii) Cash and Cash Equivalents       | 8        | 101.91                 | 33.72                |
| (iii) Loans                          | 9        | 4.16                   | 4.37                 |
| (c) Other Current Assets             | 10       | 706.38                 | 701.80               |
| (d) Current Tax Assets               | 11       | 45.35                  | 36.12                |
| <b>Total current assets</b>          |          | <b>2,387.58</b>        | <b>1,507.97</b>      |
| <b>TOTAL ASSETS</b>                  |          | <b>7,326.34</b>        | <b>2,868.92</b>      |
| <b>EQUITY AND LIABILITIES</b>        |          |                        |                      |
| <b>Equity</b>                        |          |                        |                      |
| (a) Equity Share Capital             | 12       | 3,658.85               | 1,206.72             |
| (b) Other Equity                     | 13       | (6,627.60)             | (41,565.64)          |
| <b>TOTAL EQUITY</b>                  |          | <b>(2,968.76)</b>      | <b>(40,358.92)</b>   |
| <b>Liabilities</b>                   |          |                        |                      |
| <b>(1) Non-current Liabilities</b>   |          |                        |                      |
| (a) Financial liabilities            |          |                        |                      |
| (i) Borrowings                       | 14       | 1,385.83               | 24,890.90            |
| (ii) Lease Liabilities               | 15       | 63.78                  | 142.87               |
| (b) Provisions                       | 16       | 173.68                 | 5,880.78             |
| <b>Total Non-current liabilities</b> |          | <b>1,623.30</b>        | <b>30,914.54</b>     |
| <b>(2) Current Liabilities</b>       |          |                        |                      |
| (a) Financial Liabilities            |          |                        |                      |
| (i) Borrowings                       | 17       | 4,773.81               | 7,564.78             |
| (ii) Lease Liabilities               | 18       | 28.08                  | 34.40                |
| (iii) Trade Payables                 | 19       |                        |                      |
| - Due to Micro and Small Enterprises |          | 159.90                 | 183.48               |
| - Others                             |          | 3,421.92               | 3,655.44             |
| (b) Other current liabilities        | 20       | 262.65                 | 849.95               |
| (c) Provisions                       | 21       | 25.44                  | 25.26                |
| <b>Total current liabilities</b>     |          | <b>8,671.79</b>        | <b>12,313.30</b>     |
| <b>TOTAL LIABILITIES</b>             |          | <b>10,295.10</b>       | <b>43,227.84</b>     |
| <b>TOTAL EQUITY AND LIABILITIES</b>  |          | <b>7,326.34</b>        | <b>2,868.92</b>      |

The accompanying Notes are an integral part of the Financial Statements

As per our report of even date

1- 52

For and on behalf of Board of Director

For MANEK & ASSOCIATES

Chartered Accountants  
Firm Reg. No. 126679W

SHAILESH MANEK

(Partner)  
Membership No. 034925  
Place : MUMBAI  
Date : 29.05.2024

JAYESH A. MOTASHA

Director  
00054236

DEEPTI PAREKH

Company Secretary  
ACS60978  
Place : MUMBAI  
Date : 29.05.2024

AVANI PANDIT

Director  
08386003

VIVEK D MOTASHA

Chief Financial officer

# Annual Report 2023-2024

## Statement of Profit and Loss for the year ended 31<sup>st</sup> March, 2024

| Particulars   | Note No. | (₹ in Lacs )                          |                                       |
|---|----------|---------------------------------------|---------------------------------------|
|   |          | for the year ended<br>31st March,2024 | for the year ended<br>31st March,2023 |
| Revenue from Operations   | 22       | 5,470.69                              | 5,209.25                              |
| Other Incomes   | 23       | 1,205.03                              | 1,865.90                              |
| <b>Total Income</b>   |          | <b>6,675.73</b>                       | <b>7,075.14</b>                       |
| <b>Expenses</b>   |          |                                       |                                       |
| Cost of Materials Consumed  | 24       | 3,945.19                              | 4,364.63                              |
| Changes in Inventories of Finished Goods and Work in Progress   | 25       | (226.77)                              | 335.71                                |
| Employee Benefits Expense   | 26       | 558.93                                | 544.10                                |
| Finance Costs   | 27       | 278.26                                | 374.92                                |
| Depreciation and Amortization Expense   | 3        | 113.25                                | 128.56                                |
| Other Expenses  | 28       | 1,459.84                              | 1,307.79                              |
| <b>Total Expenses</b>   |          | <b>6,128.70</b>                       | <b>7,055.71</b>                       |
| <b>Profit/Loss before exceptional items and tax</b>   |          | <b>547.02</b>                         | <b>19.44</b>                          |
| Exceptional Items   | 34       | 28,873.83                             | -                                     |
| <b>Profit/(Loss) before tax</b>   |          | <b>29,420.86</b>                      | <b>19.44</b>                          |
| Tax Expense:  |          |                                       |                                       |
| (1) Current Tax   |          | -                                     | -                                     |
| (2) Deferred tax  |          | -                                     | -                                     |
| <b>Profit/(loss) for the period from continuing operations</b>  |          | <b>29,420.86</b>                      | <b>19.44</b>                          |
| Profit/(loss) from discontinued operations  |          | -                                     | -                                     |
| Tax expense of discontinued operations  |          | -                                     | -                                     |
| <b>Profit/(loss) from discontinued operations (after tax)</b>   |          | <b>-</b>                              | <b>-</b>                              |
| Profit/(Loss) for the period after Tax  |          | 29,420.86                             | 19.44                                 |
| <b>Other Comprehensive Income</b>   |          |                                       |                                       |
| A Items that will not be reclassified to profit or loss   |          |                                       |                                       |
| (i) Remeasurement of defined benefit plans  |          | 8.36                                  | (8.89)                                |
| (ii) Revaluation of Assets( Land)   |          | 3,522.45                              | -                                     |
| (iii) Income tax relating to items that will not be reclassified to profit or loss  |          | -                                     | -                                     |
| B (i) Items that will be reclassified to profit or loss   |          | -                                     | -                                     |
| (ii) Income tax relating to items that will be reclassified to profit or loss   |          | -                                     | -                                     |
| <b>Total other comprehensive income</b>   |          | <b>3,530.80</b>                       | <b>(8.89)</b>                         |
| <b>Total Comprehensive Income for the period (Comprising Profit / (Loss) and Other Comprehensive Income for the period)</b> |          | <b>32,951.66</b>                      | <b>10.55</b>                          |
| Earnings per equity share (for continuing operations):  |          |                                       |                                       |
| (1) Basic   | 38       | 138.48                                | 0.16                                  |
| (2) Diluted   | 38       | 138.48                                | 0.16                                  |
| The accompanying Notes are an integral part of the Financial Statements   | 1- 52    |                                       |                                       |

As per our report of even date

**For MANEK & ASSOCIATES**  
Chartered Accountants  
Firm Reg. No. 126679W

For and on behalf of Board of Directors  
**JAYESH A. MOTASHA**  
Director  
00054236

**AVANI PANDIT**  
Director  
08386003

**SHAILESH MANEK**  
(Partner)  
Membership No. 034925  
Place : MUMBAI  
Date : 29.05.2024

**DEEPTI PAREKH**  
Company Secretary  
ACS60978  
Place : MUMBAI  
Date : 29.05.2024

**VIVEK D MOTASHA**  
Chief Financial officer

# Annual Report 2023-2024

## Statement of changes in equity for the year ended March 31, 2024

| (a) Equity share capital                             |                          |   |                              |                   |                     |                    | (₹ in Lacs)        |
|--|--------------------------|---|------------------------------|-------------------|---------------------|--------------------|--------------------|
|  | Balance as at 31.03.2023 | Changes in the equity share capital during the year | Balance as at 31.03.2024     |                   |                     |                    |                    |
| <b>Number of Shares</b>                              | 1,20,67,212              | 2,45,21,250   | <b>3,65,88,462</b>           |                   |                     |                    |                    |
| <b>Value of Shares</b>                               | 1,206.72                 | 2,452.13  | <b>3,658.85</b>              |                   |                     |                    |                    |
| (b) Other equity                                     |                          |   |                              | Reserve & Surplus |                     |                    | Total              |
| Particulars  | Capital reserves         | Securities Premium                                  | Investment Allowance Reserve | General           | Revaluation Reserve | Retained Earnings  |                    |
| <b>Balance as at 31.03.2022</b>                      | <b>6.49</b>              | <b>7,232.25</b>                                     | <b>45.34</b>                 | -                 | -                   | <b>(48,860.27)</b> | <b>(41,576.18)</b> |
| Profit / (Loss) for the period                       | -                        | -   | -                            | -                 | -                   | 19.44              | 19.44              |
| Other Comprehensive Income / (Loss) *                | -                        | -   | -                            | -                 | -                   | (8.89)             | (8.89)             |
| <b>Total Other comprehensive income for the year</b> | -                        | -   | -                            | -                 | -                   | <b>10.55</b>       | <b>10.55</b>       |
| Addition/( deletion ) during the year                | -                        | -   | -                            | -                 | -                   | -                  | -                  |
| <b>Balance as at 31.03.2023</b>                      | <b>6.49</b>              | <b>7,232.25</b>                                     | <b>45.34</b>                 | -                 | -                   | <b>(48,849.72)</b> | <b>(41,565.64)</b> |
| Profit / (Loss) for the period                       | -                        | -   | -                            | -                 | -                   | 29,420.86          | 29,420.86          |
| Revaluation of Assets**                              | -                        | -   | -                            | -                 | 3,522.45            | -                  | 3,522.45           |
| Other Comprehensive Income / (Loss) *                | -                        | -   | -                            | -                 | -                   | 8.36               | 8.36               |
| <b>Total Other comprehensive income for the year</b> | -                        | -   | -                            | -                 | <b>3,522.45</b>     | <b>29,429.21</b>   | <b>32,951.66</b>   |
| Addition/( deletion ) during the year                | -                        | 1,986.38  | (45.34)                      | 45.34             | -                   | -                  | 1,986.38           |
| <b>Balance as at 31.03.2024</b>                      | <b>6.49</b>              | <b>9,218.63</b>                                     | -                            | <b>45.34</b>      | <b>3,522.45</b>     | <b>(19,420.51)</b> | <b>(6,627.60)</b>  |

\* Represents remeasurements of defined benefit plans

\*\*The Company had revalued it's Land at Garadhia and Baska to Rs. 3569.00 lacs and after reducing the book value, revaluation reserve created is Rs. 3522.45 lacs.

As per our report of even date

**For MANEK & ASSOCIATES**  
Chartered Accountants  
Firm Reg. No. 126679W

For and on behalf of Board of Directors

**JAYESH A. MOTASHA**  
Director  
00054236

**AVANI PANDIT**  
Director  
08386003

**SHAILESH MANEK**  
(Partner)  
Membership No. 034925  
Place : MUMBAI  
Date : 29.05.2024

**DEEPTI PAREKH**  
Company Secretary  
ACS60978  
Place : MUMBAI  
Date : 29.05.2024

**VIVEK D MOTASHA**  
Chief Financial officer

# Annual Report 2023-2024

| Statement of Cash Flows                                |                                    | (₹ in Lacs)                        |                   |
|--|------------------------------------|------------------------------------|-------------------|
| Particulars  | Year ended 31.03.2024<br>(Audited) | Year ended 31.03.2023<br>(Audited) |                   |
| <b>A) CASH FLOW FROM OPERATING ACTIVITIES</b>          |                                    |                                    |                   |
| <b>Net Profit /(Loss) before Tax</b>                   | <b>29,420.86</b>                   |                                    | <b>19.44</b>      |
| Adjustment for :                                       |                                    |                                    |                   |
| Depreciation   | 113.25                             | 128.56                             |                   |
| Finance Cost   | 278.26                             | 374.92                             |                   |
| Remeasurements of the defined benefit plans A/c        | 8.36                               | (8.89)                             |                   |
| Interest Received                                      | 42.49                              | 1.23                               |                   |
| (-) Profit/Loss on Sale of fixed assets                | (1,017.74)                         | (1,858.41)                         |                   |
| Lease Rent received                                    | (39.29)                            | (3.79)                             |                   |
| Share of (Profit) loss from Partnership firm           | (2.08)                             | (1.88)                             |                   |
| Unclaimed Liabilities / Balance Written Back           | (28,873.83)                        | -                                  | <b>(1,368.26)</b> |
| <b>Operating profit before working capital changes</b> | <b>(69.73)</b>                     |                                    | <b>(1,348.83)</b> |
| Adjustment for :                                       |                                    |                                    |                   |
| A-1 (Increase)/Decrease in inventories                 | (310.36)                           | 357.36                             |                   |
| (Increase)/Decrease in trade & other receivables       | (487.46)                           | 191.14                             |                   |
| (Increase)/Decrease in loans & advances                | (13.60)                            | (29.46)                            |                   |
| Increase/(Decrease) in trade payables                  | (257.09)                           | (2,267.61)                         |                   |
| Increase/(Decrease) in other current liabilities       | (587.30)                           | (459.21)                           |                   |
| Increase/(Decrease) in provisions                      | (5,706.91)                         | 13.09                              | (2,194.70)        |
| <b>Net Cash from operating activities</b>              | <b>(7,432.46)</b>                  |                                    | <b>(3,543.52)</b> |
| <b>B) CASH FLOW FROM INVESTING ACTIVITIES</b>          |                                    |                                    |                   |
| Purchase of fixed assets                               | (232.91)                           | (148.61)                           |                   |
| Sale of fixed assets                                   | 1,092.26                           | 1,887.51                           |                   |
| Sale/Revaluation of investments                        | (10.23)                            | 24.17                              |                   |
| Interest Received                                      | (42.49)                            | (1.23)                             |                   |
| Lease Rent received                                    | 39.29                              | 3.79                               |                   |
| Share of Profit from Partnership firm                  | 2.08                               | 1.88                               |                   |
| <b>Net Cash Used for Investing Activities</b>          | <b>848.01</b>                      |                                    | <b>1,767.52</b>   |
| <b>C) CASH FLOW FROM FINANCING ACTIVITIES</b>          |                                    |                                    |                   |
| Borrowing  | 2,492.39                           | 2,098.84                           |                   |
| Proceeds from issue of Share Capital including Premium | 4,438.50                           | -                                  |                   |
| Lease rental paid                                      | (18.88)                            | (11.20)                            |                   |
| (Increase)/decrease in Fixed deposit                   | -                                  | 4.83                               |                   |
| Interest paid  | (259.38)                           | (363.72)                           |                   |
| <b>Net Cash Used from Financing Activities</b>         | <b>6,652.63</b>                    |                                    | <b>1,728.75</b>   |
| Net Increase in cash and cash collection ( A+B+C)      | 68.19                              |                                    | (47.26)           |
| Cash & Cash Equivalents at the beginning of the year   | 33.72                              |                                    | 80.98             |
| Cash & Cash Equivalents at the end of the year         | <b>101.91</b>                      |                                    | <b>33.72</b>      |
| <b>Cash and Cash Equivalents shall comprise of:-</b>   |                                    |                                    |                   |
| a. Balances with banks                                 | 93.88                              |                                    | 33.10             |
| b. Cash on hand  | 8.02                               |                                    | 0.62              |
| <b>Total</b>   | <b>101.91</b>                      |                                    | <b>33.72</b>      |

The above Cash flow statement has been prepared under the indirect method as set out in the Accounting Standard 7 "Standard of Cash Flow "

The accompanying notes are an integral part of the Ind AS Financial statements

As per our report of even date

**For MANEK & ASSOCIATES**

Chartered Accountants

Firm Reg. No. 126679W

**SHAILESH MANEK**

(Partner)

Membership No. 034925

Place : MUMBAI

Date : 29.05.2024

For and on behalf of Board of Directors

**JAYESH A. MOTASHA**

Director

00054236

**DEEPTI PAREKH**

Company Secretary

ACS60978

Place : MUMBAI

Date : 29.05.2024

**AVANI PANDIT**

Director

08386003

**VIVEK D MOTASHA**

Chief Financial officer

# Annual Report 2023-2024

---

**ROYAL CUSHION VINYL PRODUCTS LIMITED**  
**Notes to the Financial Statements for the year ended 31st March 2024**

## 1. CORPORATE INFORMATION

Royal Cushion Vinyl Products Limited is a public company domiciled in India and incorporated under the provisions of the Companies Act, 1956 (CIN:L24110MH1983PLC031395). Its shares are listed on the BSE Ltd. The Company is engaged in manufacturing of Vinyl Flooring ,PVC Sheeting and Artificial Leather cloth for commercial, residential, Transport and contract range as per the industries need and under the brand name "Royal House."

## 2. BASIS OF PREPARATION

Standalone financial statements for the year ended March 31, 2024 are prepared in accordance with Indian Accounting Standards notified under the Companies (Indian Accounting Standards) Rules, 2015 together with comparative period data as at and for the year ended March 31, 2023.

The financial statements have been prepared on accrual basis and under the historical cost convention except for certain financial instruments which are measured at fair value. Historical cost is generally based on the fair value of consideration given in exchange of goods and services. The accounting policies are consistently applied by the Company during the period and are consistent with those used in the previous year except where a newly issued accounting standard is initially adopted or a revision to an existing accounting standard requires a change in the accounting policy hitherto in use.

The financial statements are prepared in accordance with Indian Accounting Standards (Ind AS 34) as prescribed by Section 133 of the Companies Act 2013 ("the Act") read with the Companies (Indian Accounting Standards) Rules, 2015 and guidelines issued by the Securities and Exchange Board of India (SEBI). These financial statements do not include all the information required for a complete set of financial statements under the applicable financial reporting framework. The financial statements are presented in Indian ₹ lakh (functional currency of the Company) unless otherwise stated.

## 3. MATERIAL ACCOUNTING POLICIES

### (a). Revenue recognition

Revenue is recognised to the extent that it is probable that the economic benefits will flow to the Company and the revenue can be reliably measured, regardless of when the payment is being made. Revenue is measured at the fair value of the consideration received or receivable, considering contractually defined terms of payment and excluding taxes or duties collected on behalf of the government.

The specific recognition criteria described below must also be met before revenue is recognised.

#### Revenue from sale of goods and services

Revenue is recognized when it is probable that economic benefits associated with a transaction flow to the Company in the ordinary course of its activities and the amount of revenue can be measured reliably.

Revenue includes only the gross inflows of economic benefits, received and receivable by the Company, on its own account. Amounts collected on behalf of third parties such as goods and service tax are excluded from revenue.

Revenue from sale of goods and services is recognized when the following conditions are satisfied:

- i. The Company has transferred the significant risks and rewards of ownership of the goods to the buyer.
- ii. The Company retains neither continuing managerial involvement to the degree usually associated with ownership nor effective control over goods/services sold.
- iii. The amount of revenue can be measured reliably.
- iv. It is probable that the economic benefits associated with the transaction will flow to the Company.
- v. The costs incurred or to be incurred in respect of the transaction can be measured reliably.

Revenue is recognized upon transfer of control of promised products or services to customers in an amount that reflects the consideration which the Company expects to receive in exchange for those products or services.

### (b). Taxes

#### Current income tax

Current income tax assets and liabilities are measured at the amount expected to be recovered from or paid to the taxation authorities. The Company determines the tax as per the provisions of Income Tax Act 1961 and other rules specified thereunder.

Current income tax relating to items recognized outside the statement of profit and loss is recognized in other comprehensive income. Current tax items are recognized in correlation to the underlying transaction in OCI. Management periodically evaluates positions taken in the tax returns with respect to situations in which applicable tax regulations are subject to interpretation and establishes provisions where appropriate.

### **Deferred tax**

Deferred tax is measured using the balance sheet approach on temporary differences between the tax bases of assets and liabilities and their carrying amounts for financial reporting purposes at the reporting date.

Deferred tax liabilities are recognised for all taxable temporary differences. Deferred tax assets are recognised for all deductible temporary differences, the carry forward of unused tax credits and any unused tax losses. Deferred tax assets are recognised to the extent that it is probable that taxable profit will be available against which the deductible temporary differences, and the carry forward of unused tax credits and unused tax losses can be utilised, except:

When the deferred tax asset relating to the deductible temporary difference arises from the initial recognition of an asset or liability in a transaction that is not a business combination and, at the time of the transaction affects neither the accounting profit nor taxable profit or loss.

The carrying amount of deferred tax assets is reviewed at each reporting date and reduced to the extent that it is no longer probable that sufficient taxable profit will be available to allow all or part of the deferred tax asset to be utilised. Unrecognised deferred tax assets are re-assessed at each reporting date and are recognised to the extent that it has become probable that future taxable profits will allow the deferred tax asset to be recovered.

Deferred tax assets and liabilities are measured at the tax rates that are expected to apply in the year when the asset is realised, or the liability is settled, based on tax rates (and tax laws) that have been enacted or substantively enacted at the reporting date.

Deferred tax relating to items recognised outside the statement of profit and loss is recognised in other comprehensive income. Deferred tax items are recognised in correlation to the underlying transaction in OCI.

Deferred tax assets and deferred tax liabilities are offset if a legally enforceable right exists to set off current tax assets against current tax liabilities and the deferred taxes relate to the same taxable entity and the same tax authority.

### **(c). Property, plant & equipment**

Property, plant & equipment represent a significant proportion of the asset base of the company. The charge in respect of depreciation is derived after determining an estimate of the asset's expected useful life and estimated residual value at the end of its life. The useful lives and residual value of the company's assets are estimated by the management at the time the asset is acquired and reviewed periodically. The lives are based on historical experience with similar assets as well as anticipation of future events, which may impact their life, such as changes in technology.

Property, plant and equipment is stated at cost less accumulated depreciation and where applicable accumulated impairment losses. Property, plant and equipment and capital work in progress cost include expenditure that is directly attributable to the acquisition of the asset. The cost of self-constructed assets includes the cost of materials, direct labor and any other costs directly attributable to bringing the asset to a working condition for its intended use, and the costs of dismantling and removing the items and restoring the site on which they are located. Interest on Funds borrowed for acquisition of property, plant and equipment up to the period such property, plant and equipment is ready for use is capitalized and added to the cost of such items. Property, plant and equipment, if revalued, the valuation suggested by independent valuer has been taken as value of the Property.

Gains and losses on disposal are determined by comparing the proceeds from disposal with the carrying amount of property, plant and equipment and are recognized net within "other income/other expenses" in the statement of profit and loss.

Depreciation in accounts is charged on Straight Line Method based on the management's estimate of useful life of each class of assets and considering the useful life prescribed by Schedule II of the Companies Act, 2013 on the cost, as reduced by the amount of Excise Cenvat, GST and VAT setoff claimed.



## Annual Report 2023-2024

### Subsequent cost

The cost of replacing part of an item of property, plant and equipment is recognized in the carrying amount of the item if it is probable that the future economic benefits embodied within the part will flow to the Company and its cost can be measured reliably. The costs of the day-to-day servicing of property, plant and equipment are recognized in the statement of profit and loss.

Depreciation is provided on Straight Line Method (SLM) basis, based on the estimated useful life of the assets.

| Asset Class             | Estimated useful life (number of years) | Estimated life as per Companies Act |
|-------------------------|---|-------------------------------------|
| Plant and Machinery     | 15                                      | 15                                  |
| Electrical Installation | 15                                      | 15                                  |
| Laboratory Equipment    | 15                                      | 15                                  |
| Buildings               | 30                                      | 30                                  |
| Furniture and Fixtures  | 10                                      | 10                                  |
| Vehicles                | 8                                       | 8                                   |
| Office Equipment        | 5                                       | 5                                   |

The residual values, useful lives and methods of depreciation of property, plant and equipment are reviewed at each financial year end and adjusted prospectively, if appropriate.

Amortization is provided on Straight Line Method (SLM) basis, based on the estimated useful life of the assets.

### Intangible assets

Intangible assets acquired by the Company and having finite useful lives, are measured at cost less accumulated amortization and accumulated impairment losses. Cost includes expenditure that is directly attributable to the acquisition of the intangible asset.

All revenue expenses pertaining to research are charged to the profit and loss account in the year in which they are incurred. Expenditure of capital nature is capitalized as property, plant and equipment and depreciated as per the company's policy.

Amortization is provided on Straight Line Method (SLM) basis, based on the estimated useful life of the assets.

| Asset Class       | Estimated useful life (number of years) |
|-------------------|---|
| Computer Software | 3.00                                    |

### Subsequent expenditure

Subsequent expenditure is capitalized only when it increases the future economic benefits embodied in the specific asset to which it relates. All other expenditure, including expenditure on internally generated goodwill and brands, are recognized in profit or loss as incurred.

### Amortization of intangible assets with finite useful lives:

Amortization is recognized in profit and loss on a straight-line basis over the estimated useful lives of intangible assets from the date that they are available for use.

#### (d). Inventories

The Company estimates the net realisable value (NRV) of its inventories by taking into account estimated selling price, estimated cost of completion, estimated costs necessary to make the sale, obsolescence considering the past trend. Inventories are written down to NRV where such NRV is lower than their cost.

Stock of raw materials, consumable stores and fuel and oil are valued at lower of cost or market value, on FIFO basis. Finished goods and work in progress are valued at cost of production or market value whichever is lower.

#### (e). Transactions and balances

Transactions in foreign currency are translated into Indian rupees at the exchange rates at the date of the transaction.

## Annual Report 2023-2024

---

Monetary assets and liabilities denominated in foreign currency are translated at the functional currency spot rates of exchange at the reporting date. Exchange differences arising on settlement or translation of monetary items are recognized in the statement of profit or loss.

Non-monetary items that are measured in terms of historical cost in foreign currency are translated using the exchange rates at the date of the initial transaction. Non-monetary items measured at fair value in a foreign currency are translated using the exchange rates at the date when the fair value is determined. The gain or loss arising on translation of non-monetary items measured at fair value is treated in line with the recognition of the gain or loss on the change in fair value of the item (i.e., translation difference on items whose fair value gain or loss is recognized in the statement of Other Comprehensive Income (OCI) or the statement of profit or loss is also recognized in the statement of OCI or the statement of profit or loss, respectively).

Application of accounting policies that require critical accounting estimates and the assumptions having the most significant effect on the amounts recognized in the standalone financial statements are:

Valuation of financial instruments  
Useful life of property, plant and equipment  
Useful life of intangible assets  
Provisions

**(f). Current versus non-current classification**

The Company presents assets and liabilities in the balance sheet based on current/ non-current classification. An asset is treated as current when it is:

- i. Expected to be realized or intended to be sold or consumed in normal operating cycle
  - ii. Held primarily for trading
  - iii. Expected to be realized within twelve months after the reporting period, or
  - iv. Cash or cash equivalent unless restricted from being exchanged or used to settle a liability for at least twelve months after the reporting period.
- All other assets are classified as non-current.

A liability is current when

- i. It is expected to be settled in normal operating cycle
  - ii. It is held primarily for trading
  - iii. It is due to be settled within twelve months after the reporting period, or
  - iv. There is no unconditional right to defer the settlement of the liability for at least twelve months after the reporting period.
- The Company classifies all other liabilities as non-current.

Deferred tax assets and liabilities are classified as non-current assets and liabilities

The operating cycle is the time between the acquisition of assets for processing and their realization in cash and cash equivalents. The Company has identified two months as its operating cycle.

**(g). Fair value measurement**

Fair value is the price that would be received to sell an asset or paid to transfer a liability in an orderly transaction between market participants at the measurement date. The fair value measurement is based on the presumption that the transaction to sell the asset or transfer the liability takes place either:

In the principal market for the asset or liability, or  
In the absence of a principal market, in the most advantageous market for the asset or liability

The principal or the most advantageous market must be accessible by the Company.

The fair value of an asset or a liability is measured using the assumptions that market participants would use when pricing the asset or liability, if market participants act in their economic best interest.

A fair value measurement of a non-financial asset considers a market participant's ability to generate economic benefits by using the asset in its highest and best use or by selling it to another market participant that would use the asset in its highest and best use.

## Annual Report 2023-2024

---

The Company uses valuation techniques that are appropriate in the circumstances and for which sufficient data are available to measure fair value, maximizing the use of relevant observable inputs and minimizing the use of unobservable inputs.

All assets and liabilities for which fair value is measured or disclosed in the standalone financial statements are categorized within the fair value hierarchy, described as follows, based on the lowest level input that is significant to the fair value measurement as a whole:

Level 1 - Quoted (unadjusted) market prices in active markets for identical assets or liabilities

Level 2- Valuation techniques for which the lowest level input that is significant to the fair value measurement is directly or indirectly observable

Level 3 -Valuation techniques for which the lowest level input that is significant to the fair value measurement is unobservable.

For assets and liabilities that are recognised in standalone financial statements on a recurring basis, the Company determines whether transfers have occurred between levels in the hierarchy by re-assessing categorisation (based on the lowest level input that is significant to the fair value measurement as a whole) at the end of each reporting period.

The Company's Management determines the policies and procedures for both; recurring fair value measurement, such as derivative instruments and unquoted financial assets measured at fair value, and for non-recurring measurement, such as assets held for distribution in discontinued operations.

At each reporting date, the Management analyses the movements in the values of assets and liabilities which are required to be re-measured or re-assessed as per the Company's accounting policies. For this analysis, the Management verifies the major inputs applied in the latest valuation by agreeing the information in the valuation computation to contracts and other relevant documents.

The Management also compares the change in the fair value of each asset and liability with relevant external sources to determine whether the change is reasonable. For the purpose of fair value disclosures, the Company has determined classes of assets and liabilities on the basis of the nature, characteristics and risks of the asset or liability and the level of the fair value hierarchy as explained above.

This note summarises accounting policy for fair value. Other fair value related disclosures are given in the relevant notes.

### **(h). Earnings per share**

Basic earnings per share is computed by dividing the profit / (loss) after tax (including the post-tax effect of extraordinary items, if any) by the weighted average number of equity shares outstanding during the year. Diluted earnings per share is computed by dividing the profit / (loss) after tax (including the post-tax effect of extraordinary items, if any) as adjusted for dividend, interest and other charges to expense or income relating to the dilutive potential equity shares, by the weighted average number of equity shares considered for deriving basic earnings per share and the weighted average number of equity shares which could have been issued on the conversion of all dilutive potential equity shares. Potential equity shares are deemed to be dilutive only if their conversion to equity shares would decrease the net profit per share from continuing ordinary operations. Potential dilutive equity shares are deemed to be converted as at the beginning of the period, unless they have been issued at a later date. The dilutive potential equity shares are adjusted for the proceeds receivable had the shares been actually issued at fair value (i.e. average market value of the outstanding shares). Dilutive potential equity shares are determined independently for each period presented. The number of equity shares and potentially dilutive equity shares are adjusted for share splits / reverse share splits and bonus shares, as appropriate.

### **(i). Borrowing costs**

Borrowing costs include interest, amortization of ancillary costs incurred and exchange differences arising from foreign currency borrowings to the extent they are regarded as an adjustment to the interest cost. Borrowing cost directly attributable to the cost of acquisition or construction of the fixed assets is capitalized as part of the cost of the assets, upto the date the asset is put to use. Other borrowing costs are charged to the Statement of Profit and Loss in the year in which they are incurred, Costs in connection with the borrowing of funds are charged to statement of profit and loss.

**(j). Provisions and contingent liabilities**

The company estimates the provisions that have present obligation as a result of past events and it is probable that outflow of resources will be required to settle the obligations. These provisions are reviewed at the end of each reporting period and are adjusted to reflect the current best estimates. The company uses significant judgements to assess contingent liabilities.

The Company recognizes a provision when there is a present legal or constructive obligation as a result of a past events, it is probable that an outflow of resources will be required to settle the obligation and the amount can be reliably estimated.

Long term provisions are measured at the present value of management's best estimate of the expenditure required to settle the present obligation at the end of the reporting period. The discount rate used to determine the present value is a pre-tax rate that reflects current market assessments of the time value of money and the risks specific to the liability. The increase in the provision due to the passage of time is recognized as interest expense.

A disclosure for a contingent liability is made when there is a possible obligation or a present obligation that may, but probably will not, require an outflow of resources. Where there is a possible obligation or a present obligation that the likelihood of outflow of resources is remote, no provision or disclosure is made.

**(k). Use of estimates**

The preparation of standalone financial statements in conformity with Ind AS requires management to make judgments, estimates and assumptions that affect the application of accounting policies and the reported amounts of assets, liabilities, the disclosures of contingent assets and contingent liabilities at the date of financial statements, and the income and expenses during the reporting period. The application of accounting policies that require critical accounting estimates involving complex and subjective judgements and use of assumptions in these standalone financial statements have been disclosed appropriately. Accounting estimates could change from period to period. Actual results may differ from these estimates. Appropriate changes in estimates are made as the management becomes aware of changes in circumstances surrounding the estimates. Estimates and underlying assumptions are reviewed on an ongoing basis. Revisions to accounting estimates are recognized in the period in which the estimates are revised and in future periods which are affected.

**(l). Cash and cash equivalents**

For presentation in the statement of cash flows, cash and cash equivalents includes cash on hand, deposits held at call with financial institutions, other short-term, highly liquid investments with original maturities of three months or less that are readily convertible to known amounts of cash and which are subject to an insignificant risk of changes in value. Bank overdrafts and cash credits are shown within borrowings in current liabilities in the balance sheet.

**(m). Statement of Cash Flow**

Cash flows are reported using the indirect method, whereby profit / (loss) after extraordinary items and tax is adjusted for the effects of transactions of noncash nature and any deferrals or accruals of past or future cash receipts or payments. The cash flows from operating, investing and financing activities of the Company are segregated based on the available information.

**(n) Employee benefits**

The cost of the defined plans, compensated absences and the present value of the defined benefit obligation are based on actuarial valuation using the projected unit credit method. An actuarial valuation involves making various assumptions that may differ from actual developments in the future. These include the determination of the discount rate, future salary increases and mortality rates. Due to the complexities involved in the valuation and its long term nature, a defined benefit obligation is highly sensitive to changes on those assumptions. All assumptions are reviewed at each reporting date.

**Defined contribution plans (Provident Fund)**

In accordance with Indian Law, eligible employees receive benefits from Provident Fund, which is defined contribution plan. Both the employee and employer make monthly contributions to the plan, which is administrated by the Government authorities, each equal to the specific percentage of employee's basic salary. The Company has no further obligation under the plan beyond its monthly contributions. Obligation for contributions to the plan is recognized as an employee benefit expense in the Statement of Profit and Loss when incurred.

### Defined benefit plans (Gratuity)

In accordance with applicable Indian Law, the Company provides for gratuity, a defined benefit retirement plan (the Gratuity Plan) covering eligible employees. The Gratuity Plan provides a lump sum payment to vested employees, at retirement or termination of employment, and amount based on respective last drawn salary and the years of employment with the Company. The Company's net obligation in respect of the Gratuity Plan is calculated by estimating the amount of future benefits that the employees have earned in return of their service in the current and prior periods; that benefit is discounted to determine its present value. Any unrecognized past service cost and the fair value of plan assets are deducted. The discount rate is the yield at reporting date on risk free government bonds that have maturity dates approximating the terms of the Company's obligation. The calculation is performed annually by a qualified actuary using the projected unit credit method. When the calculation results in a benefit to the Company, the recognized asset is limited to the total of any unrecognized past service cost and the present value of the economic benefits available in the form of any future refunds from the plan or reduction in future contribution to the plan. The Company recognizes all re-measurements of net defined benefit liability/asset directly in other comprehensive income.

### Compensated absences

The employees of the Company are entitled to compensated absences. The employees can carry forward a portion of the unutilized accrued absence and utilize it in future periods or receive cash compensation at retirement or termination of employment for the unutilized accrued compensated absence. The Company recognizes an obligation for compensated absences in the period in which the employee renders the services. The Company provides for the expected cost of compensated absence in the statement of profit and loss as the additional amount that the company expects to pay as a result of the unused entitlement that has accumulated based on actuarial valuations carried out by an independent actuary at the balance sheet date.

### (o) Leases

Ind AS 116 requires lessees to determine the lease term as non-cancellable period of a lease adjusted with any option to extend or terminate the lease, if the use of such option is reasonably certain. The company makes an assessment on the expected lease term on a lease-by-lease basis and thereby assess whether its reasonably certain that any options to extend or terminate the contract will be exercised. In evaluating the lease term, the company considers factors such as any significant leasehold improvements undertaken over the lease term, costs relating to the termination of the lease and the importance of the underlying asset to the company's operations taking into account the location of the asset and the availability of alternatives. The lease term in future periods is reassessed to ensure that the lease term reflects the current economic circumstances. After considering current and future economic conditions, the company has concluded that no changes are required to lease periods relating to existing lease contracts.

A lease that transfers substantially all the risks and rewards incidental to ownership to the lessee is classified as a finance lease. All other leases are classified as operating leases.

### Company as a lessee

Finance leases are capitalised at the commencement of the lease at the inception date fair value of the leased property or, if lower, at the present value of the minimum lease payments. The corresponding liability to the lessor is included in the balance sheet as a finance lease obligation. Lease payments are apportioned between finance charges and reduction of the lease liability so as to achieve a constant rate of interest on the remaining balance of the liability. Finance charges are recognised in profit or loss as finance costs, unless they are directly attributable to qualifying assets, in which case they are capitalised in accordance with the Company's general policy on the borrowing costs. Contingent rentals are recognised as expenses in the periods in which they are incurred.

Operating lease payments are generally recognised as an expense in the profit or loss on a straight-line basis over the lease term. Where the rentals are structured solely to increase in line with expected general inflation to compensate for the lessor's expected inflationary cost increases, such increases are recognised in the year in which such benefits accrue.

### Ind AS 116 Leases:

In March 2019, the Ministry of Corporate Affairs, issued the Companies (Indian Accounting Standards) Amendment Rules 2018, notifying Ind AS 116 "Leases" which replaces Ind AS 17 "Leases". The new standard shall

require lessees to recognize the Leases on their Balance Sheet with limited exemptions related to low value asset and assets with a lease term of less than 12 months.

Lessees will use a single accounting model for all leases. Accordingly, the lessee is required to recognize "Right of Use" asset representing its right to use the underlying asset and a "Lease Liability" representing its obligations to make lease payments.

**(p) Impairment of assets**

Investments in subsidiaries, goodwill and intangible assets are tested for impairment at least annually and when events occur or changes in circumstances indicate that the recoverable amount of the asset or cash generating units to which they pertain is less than its carrying value. The recoverable value of cash generating units is higher of value-in-use and fair value less cost to dispose. The calculation of value in use of a cash generating unit involves use of significant estimates and assumptions which includes turnover and earnings multiples, growth rates and net margins used to calculate projected cash flows, risk adjusted discount rate, future economic and market conditions.

**(q) Impairment of non-financial assets**

The Company assesses, at each reporting date, whether there is an indication that an asset may be impaired. If any indication exists, or when annual impairment testing for an asset is required, the Company estimates the asset's recoverable amount. An asset's recoverable amount is the higher of an asset's or cash-generating unit's (CGU) fair value less costs of disposal and its value in use. Recoverable amount is determined for an individual asset unless the asset does not generate cash inflows that are largely independent of those from other assets or Company's assets. When the carrying amount of an asset or CGU exceeds its recoverable amount, the asset is considered impaired and is written down to its recoverable amount.

**(r) Financial instruments**

A financial instrument is any contract that gives rise to a financial asset of one entity and a financial liability or equity instrument of another entity.

**Financial asset**

**Initial recognition and measurement**

All financial assets are recognized initially at fair value plus, in the case of financial assets not recorded at fair value through profit or loss, transaction costs that are attributable to the acquisition of the financial asset. Purchase or sale of financial assets that require delivery of assets within a time frame established by regulation or convention in the market place (regular way trades) are recognized on the trade date, i.e., the date that the Company commits to purchase or sell the assets.

Investment in subsidiaries are carried at cost less impairment losses, if any. Where an indication of impairment exists, the carrying amount of the investment is assessed and written down immediately to its recoverable amount.

**Subsequent measurement**

For purposes of subsequent measurement, financial assets are classified in four categories;

- at amortised cost through profit or loss
- at amortised cost through other comprehensive income
- at fair value through other comprehensive income
- at fair value through profit or loss

**Financial assets at amortized cost**

A financial asset is measured at the amortised cost if both the following conditions are met:

The asset is held within a business model whose objective is to hold assets for collecting contractual cash flows, and Contractual terms of the asset give rise on specified dates to cash flows that are solely payments of principal and interest (SPPI) on the principal amount outstanding.

This category is the most relevant to the Company. All the Loans and other receivables under financial assets (except investments) are non-derivative financial assets with fixed or determinable payments that are not quoted in an active market. Trade receivables do not carry any interest and are stated at their nominal value as reduced by impairment amount.

After initial measurement, such financial assets are subsequently measured at amortised cost using the effective interest rate (EIR) method. Amortised cost is calculated by taking into account any discount or premium on acquisition and fees or costs that are an integral part of the EIR. The EIR amortisation is included in finance income in the statement of profit and loss. The losses arising from impairment are recognised in the statement of profit and loss. This category generally applies to trade and other receivables.

### **Financial assets at fair value through the statement of profit and loss/other comprehensive income**

Instruments included within the FVTPL category are measured at fair value with all changes recognized in the statement of profit and loss.

If the Company decides to classify an instrument as at FVTOCI, then all fair value changes on the instrument, excluding dividends, are recognized in the statement of OCI. There is no recycling of the amounts from OCI to Statement of Profit & Loss, even on sale of investment. However, the Company may transfer the cumulative gain or loss within equity.

### **De-recognition**

A financial asset (or, where applicable, a part of a financial asset or part of a Company of similar financial assets) is primarily derecognised (i.e. removed from the Company's balance sheet) when:

The rights to receive cash flows from the asset have expired, or the Company has transferred its rights to receive cash flows from the asset or has assumed an obligation to pay the received cash flows in full without material lay to a third party under a 'pass-through' arrangement; and either (a) the Company has transferred substantially all the risks and rewards of the asset, or (b) the Company has neither transferred nor retained substantially all the risks and rewards of the asset, but has transferred control of the asset.

When the Company has transferred its rights to receive cash flows from an asset or has entered into a pass-through arrangement, it evaluates if and to what extent it has retained the risks and rewards of ownership. When it has neither transferred nor retained substantially all of the risks and rewards of the asset, nor transferred control of the asset, the Company continues to recognise the transferred asset to the extent of the Company's continuing involvement. In that case, the Company also recognises an associated liability. The transferred asset and the associated liability are measured on a basis that reflects the rights and obligations that the Company has retained.

### **Impairment of financial assets**

The Management has evaluated the impairment provision requirement under IND AS 109 and has listed below major facts for trade and other receivables impairment provisioning:

The Company does not have any purchased or originated credit-impaired (POCI) financial assets, i.e., financial assets which are credit impaired on purchase/ origination.

Expected Credit Loss (ECL) impairment loss allowance (or reversal) recognized during the period is recognized as income/ expense in the statement of profit and loss. This amount is reflected under the head 'other expenses' in the Statement of Profit & Loss. The balance sheet presentation for various financial instruments is described below:

Financial assets measured as at amortized cost and other contractual revenue receivables- ECL is presented as an allowance, i.e., as an integral part of the measurement of those assets in the balance sheet. The allowance reduces the net carrying amount. Until the asset meets write-off criteria, the Company does not reduce impairment allowance from the gross carrying amount.

Financial assets measured at FVTOCI- Since financial assets are already reflected at fair value, impairment allowance is not further reduced from its value. Rather, ECL amount is presented as 'accumulated impairment amount' in the OCI.

### **Financial liabilities**

#### **Initial recognition and measurement**

Financial liabilities are classified, at initial recognition, as financial liabilities at fair value through the statement of profit or loss, loans and borrowings, trade payables and other payables.

## Annual Report 2023-2024

---

All financial liabilities are recognised initially at fair value and, in the case of loans and borrowings and payables, net of directly attributable transaction costs.

The Company's financial liabilities include trade and other payables, loans and borrowings including other payables.

### **Subsequent measurement**

The measurement of financial liabilities depends on their classification, as described below

### **Loans and borrowings**

After initial recognition, interest-bearing loans and borrowings are subsequently measured at amortised cost using the EIR method. Gains and losses are recognised in the statement of profit and loss when the liabilities are derecognised as well as through the EIR amortisation process.

Amortised cost is calculated by considering any discount or premium on acquisition and fees or costs that are an integral part of the EIR. The EIR amortisation is included as finance costs in the Statement of Profit and Loss.

This category generally applies to interest-bearing loans and borrowings.

### **De-recognition**

A financial liability is derecognised when the obligation under the liability is discharged, cancelled or it expires. When an existing financial liability is replaced by another from the same lender on substantially different terms, or the terms of an existing liability are substantially modified, such an exchange or modification is treated as the de-recognition of the original liability and the recognition of a new liability. The difference in the respective carrying amounts is recognised in the statement of profit and loss.

### **Offsetting of financial instruments**

Financial assets and financial liabilities are offset and the net amount is reported in the balance sheet if there is a currently enforceable legal right to offset the recognised amounts and there is an intention to settle on a net basis, to realise the assets and settle the liabilities simultaneously.

### **(s) Government Grants**

Government grants are initially recognized at fair value if there is reasonable assurance that they will be received and the Company will comply with the conditions associated with the grant;

### **(t) Recent accounting pronouncements**

Ministry of Corporate Affairs ("MCA") notifies new standards or amendments to the existing standards under Companies (Indian Accounting Standards) Rules as issued from time to time. For the year ended March 31, 2024, MCA has not notified any new standards or amendments to the existing standards applicable to the Company.



# Annual Report 2023-2024

## Notes on Financial Statements for the Year ended 31<sup>st</sup> March, 2024

| 03:PROPERTY, PLANT & EQUIPMENT                 |                 |               |                       |                      |                        |                 | (₹ in Lacs )                 |  |
|--|-----------------|---------------|-----------------------|----------------------|------------------------|-----------------|------------------------------|--|
| Particulars                                    | Land            | Buildings     | Plant & Equipmen<br>t | Furniture & Fittings | Office Equipmen<br>t's | Total           | Capital Work in progres<br>s |  |
| <b>As at March 31, 2022</b>                    | <b>90.85</b>    | <b>539.73</b> | <b>1,224.25</b>       | <b>10.49</b>         | <b>46.32</b>           | <b>1,911.63</b> | -                            |  |
| Additions                                      |                 | -             | 8.42                  | -                    | 0.93                   | 9.34            | -                            |  |
| Disposals                                      | (26.46)         |               | (52.79)               |                      |                        | (79.25)         |                              |  |
| <b>As at March 31, 2023</b>                    | <b>64.39</b>    | <b>539.73</b> | <b>1,179.87</b>       | <b>10.49</b>         | <b>47.24</b>           | <b>1,841.72</b> | -                            |  |
| Additions *                                    | 3,549.86        | 18.93         | 31.74                 |                      | 1.52                   | 3,602.05        | 153.31                       |  |
| Reclassified from Investment Property **       |                 | 33.87         |                       |                      |                        | 33.87           |                              |  |
| Reclassified to Investment Property ***        |                 | (194.77)      |                       |                      |                        | (194.77)        |                              |  |
| Disposals                                      | (44.89)         |               | (35.66)               |                      |                        | (80.55)         | -                            |  |
| <b>As at March 31, 2024</b>                    | <b>3,569.36</b> | <b>397.75</b> | <b>1,175.96</b>       | <b>10.49</b>         | <b>48.76</b>           | <b>5,202.32</b> | <b>153.31</b>                |  |
| <b>Accumulated depreciation and impairment</b> |                 |               |                       |                      |                        |                 |                              |  |
| <b>As at March 31, 2022</b>                    | -               | <b>224.24</b> | <b>465.49</b>         | <b>4.97</b>          | <b>23.02</b>           | <b>717.72</b>   | -                            |  |
| Depreciation for the year                      | -               | 22.99         | 56.60                 | 0.75                 | 7.63                   | 87.98           | -                            |  |
| Impairment                                     | -               |               |                       |                      |                        | -               | -                            |  |
| Disposals                                      | -               |               | (50.15)               |                      |                        | (50.15)         | -                            |  |
| <b>As at March 31, 2023</b>                    | -               | <b>247.23</b> | <b>471.94</b>         | <b>5.72</b>          | <b>30.65</b>           | <b>755.54</b>   | -                            |  |
| Depreciation for the year                      | -               | 24.91         | 38.04                 | 0.16                 | 1.12                   | 64.22           | -                            |  |
| Depreciation on reclassified Property ***      | -               | (185.03)      |                       |                      |                        | (185.03)        |                              |  |
| Depreciation on reclassified Property **       | -               | 12.96         |                       |                      |                        | 12.96           |                              |  |
| Impairment                                     | -               |               |                       |                      |                        | -               | -                            |  |
| Disposals                                      | -               |               | (33.88)               |                      |                        | (33.88)         | -                            |  |
| <b>As at March 31, 2024</b>                    | -               | <b>100.06</b> | <b>476.10</b>         | <b>5.88</b>          | <b>31.77</b>           | <b>613.81</b>   | -                            |  |
| <b>Carrying amount</b>                         |                 |               |                       |                      |                        |                 |                              |  |
| As at March 31, 2023                           | 64.39           | 292.50        | 707.93                | 4.77                 | 16.59                  | 1,086.18        | -                            |  |
| <b>As at March 31, 2024</b>                    | <b>3,569.36</b> | <b>297.69</b> | <b>699.85</b>         | <b>4.61</b>          | <b>16.99</b>           | <b>4,588.50</b> | <b>153.31</b>                |  |

| Investment Property                                   |             |                   |                |               | (₹ in Lacs ) |  |
|---|-------------|-------------------|----------------|---------------|--------------|--|
| Particulars   | Land Baska  | Building-Garadhia | Building Baska | Total         |              |  |
| <b>Cost</b>   |             |                   |                |               |              |  |
| <b>As at March 31, 2022</b>                           | <b>0.47</b> | <b>33.87</b>      | -              | <b>34.33</b>  |              |  |
| Additions   | -           | -                 | -              | -             |              |  |
| Disposals   | -           | -                 | -              | -             |              |  |
| <b>As at March 31, 2023</b>                           | <b>0.47</b> | <b>33.87</b>      | -              | <b>34.33</b>  |              |  |
| Reclassified from Business assets ***                 | -           | -                 | 194.77         | 194.77        |              |  |
| Reclassified to Business assets **                    | -           | (33.87)           | -              | (33.87)       |              |  |
| Disposals   | -           | -                 | -              | -             |              |  |
| <b>As at March 31, 2024</b>                           | <b>0.47</b> | <b>0.00</b>       | <b>194.77</b>  | <b>195.24</b> |              |  |
| <b>Accumulated depreciation and impairment</b>        |             |                   |                |               |              |  |
| <b>As at March 31, 2022</b>                           | -           | <b>11.10</b>      | -              | <b>11.10</b>  |              |  |
| Depreciation for the year                             | -           | 1.86              | -              | 1.86          |              |  |
| Impairment  | -           | -                 | -              | -             |              |  |
| Disposals   | -           | -                 | -              | -             |              |  |
| <b>As at March 31, 2023</b>                           | -           | <b>12.96</b>      | -              | <b>12.96</b>  |              |  |
| Depreciation for the year                             | -           | -                 | -              | -             |              |  |
| Accumulated Depreciation on reclassified Property *** | -           | -                 | 185.03         | 185.03        |              |  |
| Accumulated Depreciation on reclassified Property **  | -           | (12.96)           | -              | (12.96)       |              |  |
| Impairment  | -           | -                 | -              | -             |              |  |
| Disposals   | -           | -                 | -              | -             |              |  |
| As at March 31, 2024                                  | -           | 0.00              | 185.03         | 185.03        |              |  |
| <b>Carrying amount</b>                                |             |                   |                |               |              |  |
| As at March 31, 2023                                  | 0.47        | 20.91             | -              | 21.37         |              |  |
| <b>As at March 31, 2024</b>                           | <b>0.47</b> | <b>0.00</b>       | <b>9.74</b>    | <b>10.20</b>  |              |  |

# Annual Report 2023-2024

## Notes on Financial Statements for the Year ended 31<sup>st</sup> March, 2024

| Particulars                                    | Right to Use Assets |               |                            | (₹ in Lacs )  |
|--|---------------------|---------------|----------------------------|---------------|
|  | Building            | Forklift      | Lamination & Printing Line | Total         |
| <b>Net carrying value as at March 31, 2022</b> | <b>16.38</b>        | <b>42.36</b>  | -                          | <b>58.74</b>  |
| Additions during the year                      | -                   | -             | 139.27                     | 139.27        |
| Less: Depreciation for the year                | (16.38)             | (21.18)       | (1.16)                     | (38.72)       |
| <b>Net carrying value as at March 31, 2023</b> | <b>-</b>            | <b>21.18</b>  | <b>138.11</b>              | <b>159.28</b> |
| Additions during the year                      | -                   | -             | -                          | -             |
| Deletion during the year                       | -                   | -             | (27.85)                    | (27.85)       |
| Less: Depreciation for the year                | -                   | (21.18)       | (27.85)                    | (49.03)       |
| <b>Net carrying value as at March 31, 2024</b> | <b>-</b>            | <b>(0.00)</b> | <b>82.40</b>               | <b>82.40</b>  |

### Note:

#### Capital work in Progress as at 31-03-2024

| Capital Work In Progress | (₹ in Lacs)        |             |             |                   |
|--------------------------|--------------------|-------------|-------------|-------------------|
|                          | To be completed in |             |             |                   |
|                          | Less than 1 year   | 1 - 2 years | 2 - 3 years | More than 3 years |
| Project - 1              | 153.31             | -           | -           | -                 |

#### Capital work in Progress as at 31-03-2023

| Capital Work In Progress | (₹ in Lacs)        |             |             |                   |
|--------------------------|--------------------|-------------|-------------|-------------------|
|                          | To be completed in |             |             |                   |
|                          | Less than 1 year   | 1 - 2 years | 2 - 3 years | More than 3 years |
| Project - 1              | -                  | -           | -           | -                 |

\* Addition to Land Rs. 3522.45 lacs is due to revaluation, done during the year.

\*\* The Building at Garadhia location was given on rent and now the rent agreement is discontinued, hence re classified.

\*\*\* The Building at Baska which was used for business, is now given out on rent and hence reclassified.

## 04. INVESTMENT-NON-CURRENT

| Particulars  | Units    | (₹ in Lacs )                       |                                    |
|--|----------|------------------------------------|------------------------------------|
|  |          | As at 31 <sup>st</sup> March, 2024 | As at 31 <sup>st</sup> March, 2023 |
| Long Term Investment (at cost)   |          |                                    |                                    |
| A Investment in Shares   |          |                                    |                                    |
| i) <u>Unquoted : (Non Trade) in Equity</u>   |          |                                    |                                    |
| <u>Investment in Shares of Subsidiary Company :</u>  |          |                                    |                                    |
| 4,50,200 Shares (PY.4,50,200) in Euroroyal Floor Ltd (U.K.) of STG pound 1 (one) each fully paid up. | 4,50,200 | 259.31                             | 259.31                             |
| Less : provision for diminution in value of investment   | 4,50,200 | 259.31                             | 259.31                             |
|  |          | -                                  | -                                  |
| 30,000 (PY 30,000) equity shares in AB Corp Ltd of ₹ 10/- each fully paid up.                        | 30,000   | 24.75                              | 24.75                              |
| Less : Provision for Diminution in value of Investment   | 30,000   | 24.75                              | 24.75                              |
|  |          | -                                  | -                                  |
| 7,500 (PY.7,500) shares in Baroda City Co-op Bank Ltd. of ₹ 10/- each fully paid up.                 | -        | -                                  | 0.08                               |
| 1,416 (PY.1,416) shares in Saraswat Co-op Bank Ltd. of ₹ 10/- each fully paid up.                    | 1,416    | 0.21                               | 0.21                               |
| B <u>Government Securities</u>   |          |                                    |                                    |
| National Saving Certificates ( Pledged with Government Authorities )                                 |          | 0.02                               | 0.02                               |
| C <u>Investment by way of capital in a partnership firm</u>  |          |                                    |                                    |
| Creative Investment  |          | 3.57                               | (7.41)                             |
| <b>Total</b>   |          | <b>3.80</b>                        | <b>(6.43)</b>                      |

## Annual Report 2023-2024

|  |        |        |
|--|--------|--------|
| Aggregate amount of unquoted investments                       | 287.86 | 277.63 |
| Aggregate Provision for the diminution in Value of investments | 284.06 | 284.06 |

4.1) The Company has made an investment of ₹.259.31 lacs ( £ 450.200) in Euroroyal Floors Ltd.( "ERF") wholly owned subsidiary in U.K.The subsidiary also owes ₹ 2333.76 lacs ( Net of commission payable ₹ 106.19 lacs ) towards supply of goods made to it. The principal customers of ERF in Russia did not honour the debts, Due to this ERF in turn, could not pay its creditors. The Company has been informed by the ex-local Directors of ERF that one of the creditors had filed a suit for winding-up of ERF pursuant to which the High Court of Justice of U.K.made a winding-up order dated 11th June,2001 against ERF and the official receiver has been appointed to liquidate the assets of ERF. Thereafter order dated 12/03/2002 was passed and ERF is dissolved. Under the circumstances , the Management had provided for diminution in value of investment made in ERF in the year 2000-01.As also, provision against the debt of ₹ 2333.76 lacs due from ERF had been made during the earlier year.

### 05. OTHER FINANCIAL ASSETS-NON CURRENT

(₹ in Lacs )

| Particulars  | As at 31 <sup>st</sup><br>March, 2024 | As at 31 <sup>st</sup><br>March,2023 |
|--|---------------------------------------|--------------------------------------|
| Deposits   | 84.98                                 | 84.98                                |
| Fixed Deposit with banks<br>(Held as security deposit against Bank Guarantee.) | 15.57                                 | 15.57                                |
| <b>Total</b>   | <b>100.55</b>                         | <b>100.55</b>                        |

### 06. INVENTORIES

| Particulars       | As at 31 <sup>st</sup><br>March, 2024 | As at 31 <sup>st</sup><br>March,2023 |
|-------------------|---------------------------------------|--------------------------------------|
| Raw materials     | 189.63                                | 119.53                               |
| Work-in-progress  | 52.95                                 | 154.99                               |
| Finished goods    | 516.63                                | 187.81                               |
| Packing Materials | 18.26                                 | 14.64                                |
| Consumable Stores | 109.60                                | 101.41                               |
| Fuel              | 1.67                                  | -                                    |
| <b>Total</b>      | <b>888.74</b>                         | <b>578.38</b>                        |

### 07. TRADE RECEIVABLES

| Particulars  | As at 31 <sup>st</sup><br>March, 2024 | As at 31 <sup>st</sup><br>March,2023 |
|--|---------------------------------------|--------------------------------------|
| Outstanding for a period exceeding six months from the date they are due for payment |                                       |                                      |
| Considered good  | 29.18                                 | 30.53                                |
| Considered Doubtful  | 2,346.58                              | 2,345.74                             |
|  | <b>2,375.76</b>                       | <b>2,576.27</b>                      |
| Less : Provision for Doubtful Debts  | 2,346.58                              | 2,345.74                             |
|  | 29.18                                 | 30.53                                |
| Others (Considered good)   | 611.87                                | 123.06                               |
| <b>Total</b>   | <b>641.04</b>                         | <b>153.58</b>                        |

#### 7.1) Trade Receivables ageing schedule as at 31st March,2024

| Particulars  | Outstanding for following periods from due date of payment |                  |             |             |                   | Total         |
|--|--|------------------|-------------|-------------|-------------------|---------------|
|  | Less than 6 months   | 6 months -1 year | 1-2 years   | 2-3 years   | More than 3 years |               |
| (i) Undisputed Trade receivables -considered good      | 611.87   | 2.94             | 6.83        | 0.73        | 18.68             | 641.04        |
| (ii) Undisputed Trade receivables -considered doubtful | -  | -                | -           | -           | 2,346.58          | 2,346.58      |
| (iii) Disputed trade receivables considered good       | -  | -                | -           | -           | -                 | -             |
| (iv) Disputed trade receivables considered doubtful    | -  | -                | -           | -           | -                 | -             |
| (v) Allowance for doubtful trade receivables           | -  | -                | -           | -           | (2,346.58)        | (2,346.58)    |
| <b>Total</b>   | <b>611.87</b>  | <b>2.94</b>      | <b>6.83</b> | <b>0.73</b> | <b>18.68</b>      | <b>641.04</b> |

## Annual Report 2023-2024

### Trade Receivables ageing schedule as at 31st March,2023

| Particulars  | Outstanding for following periods from due date of payment |                  |             |             |                   | Total         |
|--|--|------------------|-------------|-------------|-------------------|---------------|
|  | Less than 6 months   | 6 months -1 year | 1-2 years   | 2-3 years   | More than 3 years |               |
| (i) Undisputed Trade receivables -considered good      | 123.06   | 7.57             | 2.84        | 0.76        | 19.36             | 153.58        |
| (ii) Undisputed Trade receivables -considered doubtful | -  | -                | -           | -           | 2,345.74          | 2,345.74      |
| (iii) Disputed trade receivables considered good       | -  | -                | -           | -           | -                 | -             |
| (iv) Disputed trade receivables considered doubtful    | -  | -                | -           | -           | -                 | -             |
| (v) Allowance for doubtful trade receivables           | -  | -                | -           | -           | (2,345.74)        | (2,345.74)    |
| <b>Total</b>   | <b>123.06</b>  | <b>7.57</b>      | <b>2.84</b> | <b>0.76</b> | <b>19.36</b>      | <b>153.58</b> |

### 08. CASH AND CASH EQUIVALENTS

| Particulars            | As at 31st March, 2024 | As at 31st March,2023 |
|------------------------|------------------------|-----------------------|
| a. Balances with banks | 93.88                  | 33.10                 |
| b. Cash on hand        | 8.02                   | 0.62                  |
| <b>Total</b>           | <b>101.91</b>          | <b>33.72</b>          |

### 09. LOANS-CURRENT

| Particulars           | As at 31st March, 2024 | As at 31st March,2023 |
|-----------------------|------------------------|-----------------------|
| Advances to Employees | 4.16                   | 4.37                  |
| <b>Total</b>          | <b>4.16</b>            | <b>4.37</b>           |

### 10. OTHER CURRENT ASSETS (Unsecured, considered good)

| Particulars                         | As at 31st March, 2024 | As at 31st March,2023 |
|-------------------------------------|------------------------|-----------------------|
| Prepaid Expenses                    | 5.34                   | 1.61                  |
| Advances to Suppliers               | 41.86                  | 53.56                 |
| Balance with Government authorities | 648.88                 | 636.33                |
| Deposit Rental (Office)             | 10.30                  | 10.30                 |
| <b>Total</b>                        | <b>706.38</b>          | <b>701.80</b>         |

### 11. Current Tax Assets

| Particulars             | As at 31st March, 2024 | As at 31st March,2023 |
|-------------------------|------------------------|-----------------------|
| Tax Deduction at Source | 45.35                  | 36.12                 |
| <b>Total</b>            | <b>45.35</b>           | <b>36.12</b>          |

### 12. SHARE CAPITAL

| Particulars  | As at 31st March, 2024 | As at 31st March,2023 |
|--|------------------------|-----------------------|
| Authorised: 50,000,000 (Previous year 30,000,000)                      |                        |                       |
| Equity Shares of ₹ 10/- each   | 5,000.00               | 3,000.00              |
| Issued, Subscribed & Paid up 3,65,88,462 equity shares                 |                        |                       |
| (Previous Year 1,20,67,212) Equity Shares of ₹ 10/- each fully paid up | 3,658.85               | 1,206.72              |
| <b>Total</b>   | <b>3,658.85</b>        | <b>1,206.72</b>       |

#### 12.1) Rights of Equity Shareholders

The Company has only one class of equity share of ₹ 10/- per share, Each Shareholder of equity shares is entitled to one vote per share.

## Annual Report 2023-2024

### 12.2) Reconciliation of the Shares outstanding and amount of share capital.

| Particulars                                     | As at March 31, 2024 |           | As at March 31, 2023 |           |
|---|----------------------|-----------|----------------------|-----------|
|   | Numbers              | ₹ in lacs | Numbers              | ₹ in lacs |
| Shares outstanding at the beginning of the year | 1,20,67,212          | 1,206.72  | 1,20,67,212          | 1,206.72  |
| Shares Issued during the year                   | 2,45,21,250          | 2,452.13  | -                    | -         |
| Shares outstanding at the end of the year       | 3,65,88,462          | 3,658.85  | 1,20,67,212          | 1,206.72  |

The Company has completed preferential issue of i) 66,21,250 equity shares of the Company having face value of INR 10/- each, to the members of the Promoters and Promoter Group at an issue price of INR 40/- per equity share including premium of INR 30/- per equity share and, ii) 1,79,00,000 equity shares of the Company having face value of INR 10/- each at par, to private investors (non- Promoters) on preferential basis ,Further these shareholders will have voting rights at par with existing shareholders.

### 12.3) Details of Shareholders holding more than 5% shares.

|  | As at March 31, 2024 |              | As at March 31, 2023 |              |
|--|----------------------|--------------|----------------------|--------------|
|  | No. of Shares held   | % of Holding | No. of Shares held   | % of Holding |
| 1 Mahesh Kantilal Shah                             | 31,83,000            | 8.70         | 39,450               | 0.33         |
| 2 Bhaktavatsala Trading & Consultancy Services LLP | -                    | -            | 10,35,210            | 8.58         |
| 3 Sahishnu Trading & Consultancy Services LLP      | -                    | -            | 7,09,340             | 5.88         |
| 4 Shreedaha Trading & Consultancy Services LLP     | -                    | -            | 7,09,300             | 5.88         |
| 5 Sughosh Trading & Consultancy Services LLP       | -                    | -            | 7,09,310             | 5.88         |
| 6 Trilokatma Trading & Consultancy Services LLP    | -                    | -            | 10,35,210            | 8.58         |
| 7 Lapada (Mauritius) Limited                       | 28,80,000            | 7.87         | 28,80,000            | 23.87        |

### 12.4) Shareholding of Promoters

| Name of Promoter *                                 | As at March 31, 2024 |              |                           | As at March 31, 2023 |              |                           |
|--|----------------------|--------------|---------------------------|----------------------|--------------|---------------------------|
|  | No. of Shares held   | % of Holding | % Changed during the Year | No. of Shares held   | % of Holding | % Changed during the Year |
| 1 Bhaktavatsala Trading & Consultancy Services LLP | 10,35,210            | 2.83         | -                         | 10,35,210            | 8.58         | -                         |
| 2 Trilokatma Trading & Consultancy Services LLP    | 10,35,210            | 2.83         | -                         | 10,35,210            | 8.58         | -                         |
| 3 Lokswami Trading & Consultancy Services LLP      | 6,45,025             | 1.76         | 60                        | 4,03,150             | 3.34         | -                         |
| 4 Sahishnu Trading & Consultancy Services LLP      | 7,09,340             | 1.94         | -                         | 7,09,340             | 5.88         | -                         |
| 5 Sughosh Trading & Consultancy Services LLP       | 7,09,310             | 1.94         | -                         | 7,09,310             | 5.88         | -                         |
| 6 Shreedaha Trading & Consultancy Services LLP     | 7,09,300             | 1.94         | -                         | 7,09,300             | 5.88         | -                         |
| 7 Shreeshaha Trading & Consultancy Services LLP    | 10,00,000            | 2.73         | NA                        | -                    | 0.00         | -                         |
| 8 Vishvamurti Trading & Consultancy Services LLP   | 1,00,445             | 0.27         | 1,072                     | 8,570                | 0.07         | -                         |
| 9 Trilokesh Trading & Consultancy Services Pvt Ltd | 45,690               | 0.12         | -                         | 45,690               | 0.38         | -                         |
| 10 Trilokesh Trading & Consultancy Services LLP    | 6,87,500             | 1.88         | NA                        | -                    | 0.00         | -                         |
| 11 Sumukh Trading & Consultancy Services LLP       | 44,970               | 0.12         | -                         | 44,970               | 0.37         | -                         |
| 12 Anuradha Jayesh Jhaveri                         | 28,000               | 0.08         | -                         | 28,000               | 0.23         | -                         |
| 13 Anuradha Arvind Motasha                         | 1,000                | 0.00         | -                         | 1,000                | 0.01         | -                         |
| 14 Arvind Vadilal Motasha                          | 4,91,903             | 1.34         | 2,810                     | 16,903               | 0.14         | -                         |
| 15 Bhavana Mukesh Motasha                          | 40,822               | 0.11         | -                         | 40,822               | 0.34         | -                         |
| 16 Deepak Amrutlal Motasha                         | 27,001               | 0.07         | -                         | 27,001               | 0.22         | -                         |
| 17 Dipti Jayesh Motasha                            | 1,051                | 0.00         | -                         | 1,051                | 0.01         | -                         |
| 18 Hansa Arvind Motasha                            | 27,600               | 0.08         | -                         | 27,600               | 0.23         | -                         |
| 19 Jayesh A Motasha                                | 26,800               | 0.07         | -                         | 26,800               | 0.22         | -                         |
| 20 Jayshree Mahesh Shah                            | 400                  | 0.00         | -                         | 400                  | 0.00         | -                         |

## Annual Report 2023-2024

|    |                            |           |      |       |           |       |   |
|----|----------------------------|-----------|------|-------|-----------|-------|---|
| 21 | Mahesh Kantilal Shah       | 31,83,000 | 8.70 | 7,968 | 39,450    | 0.33  | - |
| 22 | Meena Vinod Shah           | 74,000    | 0.20 | -     | 74,000    | 0.61  | - |
| 23 | Mukesh Amrutlal Motasha    | 25,701    | 0.07 | -     | 25,701    | 0.21  | - |
| 24 | Sushilaben K Shah          |           | 0.00 | (100) | 18,550    | 0.15  | - |
| 25 | Suvrat Mahesh Shah         | 13,600    | 0.04 | -     | 13,600    | 0.11  | - |
| 26 | Sweta Deepak Motasha       | 300       | 0.00 | -     | 300       | 0.00  | - |
| 27 | Varun Jayesh Motasha       | 19,800    | 0.05 | -     | 19,800    | 0.16  | - |
| 28 | Vinod Kantilal Shah        | 10,41,400 | 2.85 | 2,415 | 41,400    | 0.34  | - |
| 29 | Lapada (Mauritius) Limited | 28,80,000 | 7.87 | -     | 28,80,000 | 23.87 | - |

\* Details of Promoters are identified based on information submitted with the BSE Ltd. as per SEBI ( LODR) Regulations, 2015 (as amended) and the Annual Return filed in accordance with the provision of Section 92 of the Companies Act,2013

### 13. OTHER EQUITY

| Particulars   | As at 31st March, 2024 | As at 31st March,2023 |
|---|------------------------|-----------------------|
| <b>a. CAPITAL RESERVE</b>   |                        |                       |
| Opening Balance   | 6.49                   | 6.49                  |
| Addition  | -                      | -                     |
| Deduction   | -                      | -                     |
| Closing Balance   | <b>6.49</b>            | <b>6.49</b>           |
| <b>b. SECURITIES PREMIUM RESERVE</b>  |                        |                       |
| Opening Balance   | 7,232.25               | 7,232.25              |
| Addition: Premium on issue of equity shares on preferential basis ( ref. Note 12.2 above) | 1986.38                | -                     |
| Deduction   | -                      | -                     |
| Closing Balance   | <b>9218.63</b>         | <b>7,232.25</b>       |
| <b>c. INVESTMENT ALLOWANCE RESERVE</b>  |                        |                       |
| Opening Balance   | 45.34                  | 45.34                 |
| Addition  | -                      | -                     |
| Deduction ( ref. c below)   | (45.34)                | -                     |
| Closing Balance   | -                      | <b>45.34</b>          |
| <b>d. GENERAL RESERVE</b>   |                        |                       |
| Opening Balance   | -                      | -                     |
| Addition ( Transfer from Investment Allowance Reserve)( ref. d below)                     | 45.34                  | -                     |
| Deduction   | -                      | -                     |
| Closing Balance   | <b>45.34</b>           | -                     |
| <b>e. REVALUATION RESERVE</b>   |                        |                       |
| Opening Balance   | -                      | -                     |
| Addition ( Land Revaluation)( ref. e below)   | 3,522.45               | -                     |
| Deduction   | -                      | -                     |
| Closing Balance   | <b>3,522.45</b>        | -                     |
| <b>f. RETAINED EARNINGS</b>   |                        |                       |
| Opening Balance   | (48,849.72)            | (48,860.27)           |
| Remeasurement of defined benefits plans   | 8.36                   | (8.89)                |
| Add :Profit for the year  | 29,420.86              | 19.44                 |
| Closing Balance   | <b>(19,420.51)</b>     | <b>(48,849.72)</b>    |
| <b>Total</b>  | <b>(6,627.60)</b>      | <b>(41,565.64)</b>    |

#### Nature and Purpose of each reserve

- Capital reserve - During amalgamation, the excess of net assets taken, over the consideration paid, if any, is treated as capital reserve.
- Securities premium reserve - The amount received in excess of face value of the equity shares is recognised in Securities Premium Reserve. This reserve will be utilised in accordance with the provisions of the Companies Act ,2013.
- Investment allowance reserve - Investment Allowance Reserve was created under the provisions of Income tax , when new machineries were purchased. In the current year this reserve has been transferred to General Reserve, on completion of the required number of years.
- General Reserve is created on transfer of accumulated balance from Investment allowance reserve.
- Revaluation Reserve is created during the year, on revaluation of Land based on report issued by an independent Valuer.

## Annual Report 2023-2024

### 14. BORROWING -NON CURRENT

| Particulars  | As at<br>31st March, 2024 | As at<br>31st March,2023 |
|--|---------------------------|--------------------------|
| <u>Secured</u>   |                           |                          |
| <b>From Banks:</b>   | ---                       | ----                     |
| <b>Loans from Financial Institutions ( Ref. Note A below)</b>  |                           | 23,260.45                |
| Secured by way of first charge on movable & immovable properties presents & future subject to the prior charge on specified movable properties created in favor of bankers, by way of security for borrowing and further secured by personal guarantee of promoter directors of the Company. |                           |                          |
| <b>Loan from Others (Ref. Note B below)</b>  | 1,385.83                  | 1630.45                  |
| <b>Total</b>   | <b>1,385.83</b>           | <b>24890.90</b>          |

14.A. The original lenders of the Company namely IDBI, Bank of India, Oriental Bank of Commerce and EXIM Bank had assigned their dues to Asset Reconstruction Company of India Limited ('ARCIL') in the year 2006-07 and thereafter ARCIL assigned its rights in dues of the Company to SICOM Limited in the year 2011-12. During the financial year 2017-18, SICOM Limited assigned its rights in the dues outstanding from the Company to Finquest Financial Solutions Private Limited ('Finquest'). Similarly, during the financial year 2017-18, Saraswat Co-op Bank Ltd. assigned its rights in the dues outstanding from the Company to Finquest, interest of Rs. 1291.31 lacs was not provided in accounts in the pervious year. Pursuant to time to time deliberations and negotiations with FFSPL, the Company has finally negotiated with FFSPL to make a full and final payment of Rs. 860.00 lacs ("Settlement Amount") towards settlement of all outstanding dues and accordingly, completed the full payment of the entire Settlement Amount during July 2023. Pursuant thereto, the Company has received the No Dues Certificate dated July 14, 2023 from FFSPL confirming no outstanding dues in the loan accounts of the Company with FFSPL. Accordingly, the said loan accounts stands settled in the books of the Company and outstanding balance amount lying in books, which is not payable, Rs. 22860.45 lacs has been written back in the books.

B. Historically, the Company was under revival / rehabilitation under the provisions of the SICA 1985 and it's reference was pending before Hon'ble BIFR. In spite of the requisite financial support from certain members of the promoters and promoter group of the Company, the Company was in pressing need of financial support for its working capital requirements and in order to ensure its continuity and survival. However, due to sick status, it was not able to raise funds from banks / FIs on its own. In view thereof, the Company through its directors had requested the directors of the Company and other family members and group companies / entities including specifically Natroyal Industries Private Limited ("NIPL"), which are part of same family business group ("Promoter Group Persons"), to extend requisite support in securing financial support from banks / FIs. In view thereof, the Promoters Group Persons, by giving personal/family properties as collateral security, arranged Loans from banks / FIs on behalf of and for the sole benefit of the Company and such loan funds were initially disbursed to NIPL, as NIPL was a key party to such loan arrangement. As part of agreed arrangement between the Promoter Group Persons and the Company, such loan funds were transferred by NIPL to the Company and accordingly, the said loan / borrowed funds are shown in the name of NIPL and since then, the Company has been discharging all obligations in relation to said loan funds including payment of EMIs, principal repayment, interest and all other charges to the said banks / FIs. As part of agreed arrangement, the Company and Promoter Group Persons are primarily responsible for ensuring fulfilment of all obligations in relation to such loan funds including in case of default in repayment by the Company. Therefore, the Company remains primarily responsible for ensuring discharge of all obligations in relation to such loan funds availed from banks / FIs and standing in the name of NIPL.

### 15. LEASE LIABILITY-NON CURRENT

| Particulars     | As at<br>31st March, 2024 | As at<br>31st March,2023 |
|-----------------|---------------------------|--------------------------|
| Lease liability | 63.78                     | 142.87                   |
| <b>Total</b>    | <b>63.78</b>              | <b>142.87</b>            |

### 16. PROVISION - NON-CURRENT

| Particulars                                   | As at<br>31st March, 2024 | As at<br>31st March,2023 |
|---|---------------------------|--------------------------|
| Provision for Employee Benefits               |                           |                          |
| Provision for Gratuity                        | 145.10                    | 172.98                   |
| Provision for Leave Benefits                  | 28.58                     | 23.85                    |
| Provision for Customs duty including interest | --                        | 5,683.95                 |
| <b>Total</b>                                  | <b>173.68</b>             | <b>5,880.78</b>          |

## Annual Report 2023-2024

Under the Duty Exemption Scheme of Advance License (as well as similar other license scheme) pursuant to Import & Export Policy of Government of India, duty free imports of raw materials were permitted, and they are required to be used in manufacturing of goods for export and export of goods has to be effected within the time allowed in terms of such scheme. In the past ( Prior to year 2000), the Company had availed benefit of such licenses from time to time and it had also fulfilled its export obligations as per the conditions of such scheme in many of the licenses but in some cases such exports were not done . The said matter relates back to the period of more than 25 years and as such, the management of the company, based on an expert opinion , evaluated its specific obligations which may still subsists, if any. Based on the comprehensive evaluation and expert opinion, the provision made in earlier years Rs. 5683.95 lacs has been written back .

### 17. BORROWING-CURRENT

| Particulars                              | As at            | As at           |
|--|------------------|-----------------|
|  | 31st March, 2024 | 31st March,2023 |
| <u>Secured</u>                           |                  |                 |
| Loan from Others ( Ref. No.14 (B) above) | 247.33           | 226.21          |
| <u>Unsecured</u>                         |                  |                 |
| From Companies                           | 3,729.07         | 3,448.65        |
| From Directors                           | 767.11           | 1,570.11        |
| From Others                              | 30.31            | 2,319.81        |
| <b>Total</b>                             | <b>4,773.81</b>  | <b>7564.78</b>  |

Borrowing from Others in Previous year represents outstanding amount payable to Promoters & Promoters Group entities including LLPs, which were earlier Private Limited Companies. The same were advanced earlier due to the company being sick & was referred to BIFR etc . During the year loan outstanding of Rs.1398.50 Lacs has been converted into equity @Rs.40 per share and Rs.269.44 Lacs has been w/back, as no longer payable and Rs.621.53 lacs has been repaid. The balance outstanding as on 31.03.2024 represents amount payable to Ex-Directors.

### 18. LEASE LIABILITY-CURRENT

| Particulars     | As at            | As at           |
|-----------------|------------------|-----------------|
|                 | 31st March, 2024 | 31st March,2023 |
| Lease liability | 28.08            | 34.40           |
| <b>Total</b>    | <b>28.08</b>     | <b>34.40</b>    |

### 19. TRADE PAYABLES

| Particulars                                 | As at            | As at           |
|---|------------------|-----------------|
|   | 31st March, 2024 | 31st March,2023 |
| Micro & Small Enterprises ( Ref Note No.42) | 159.90           | 183.48          |
| Others                                      | 3,421.92         | 3,655.44        |
| <b>Total</b>                                | <b>3,581.82</b>  | <b>3,838.92</b> |

#### 19.1) Trade Payables ageing schedule: As at 31st March,2024

| Particulars                 | Outstanding for following periods from due date of payment |               |                 |                   | Total           |
|-----------------------------|--|---------------|-----------------|-------------------|-----------------|
|                             | Less than 1 year   | 1-2 years     | 2-3 years       | More than 3 years |                 |
| (i) MSME                    | 157.66   | 1.35          | -               | 0.89              | 159.90          |
| (ii) Others                 | 1,420.31   | 211.75        | 1,208.91        | 580.95            | 3,421.92        |
| (iii) Disputed dues- MSME   | -  | -             | -               | -                 | -               |
| (iv) Disputed dues - Others | -  | -             | -               | -                 | -               |
| <b>Total</b>                | <b>1,577.97</b>  | <b>213.10</b> | <b>1,208.91</b> | <b>581.84</b>     | <b>3,581.82</b> |

#### Trade Payables ageing schedule: As at 31<sup>st</sup> March,2023

| Particulars                 | Outstanding for following periods from due date of payment |                 |               |                   | Total           |
|-----------------------------|--|-----------------|---------------|-------------------|-----------------|
|                             | Less than 1 year   | 1-2 years       | 2-3 years     | More than 3 years |                 |
| (i) MSME                    | 120.16   | 35.43           | 6.03          | 21.86             | 183.48          |
| (ii) Others                 | 1,525.70   | 1,443.93        | 347.83        | 329.02            | 3,646.48        |
| (iii) Disputed dues- MSME   | -  | -               | -             | -                 | -               |
| (iv) Disputed dues - Others | -  | -               | -             | 8.96              | 8.96            |
| <b>Total</b>                | <b>1,645.86</b>  | <b>1,479.36</b> | <b>353.86</b> | <b>359.84</b>     | <b>3,838.92</b> |



## Annual Report 2023-2024

### 20. OTHER CURRENT LIABILITIES

| Particulars                | As at            | As at            |
|----------------------------|------------------|------------------|
|                            | 31st March, 2024 | 31st March, 2023 |
| (a) Advance from Customers | 66.52            | 532.19           |
| (b) Statutory Liabilities  | 49.72            | 48.29            |
| (c) Other Liabilities      | 146.41           | 269.47           |
| <b>Total</b>               | <b>262.65</b>    | <b>849.95</b>    |

### 21. PROVISIONS - CURRENT

| Particulars                        | As at            | As at            |
|------------------------------------|------------------|------------------|
|                                    | 31st March, 2024 | 31st March, 2023 |
| ( a ) Provision for Gratuity       | 22.84            | 16.92            |
| ( b ) Provision for Leave Benefits | 2.59             | 8.34             |
| <b>Total</b>                       | <b>25.44</b>     | <b>25.26</b>     |

### 22. REVENUE FROM OPERATION

| Particulars                    | for the year ended | for the year ended |
|--------------------------------|--------------------|--------------------|
|                                | 31st March, 2024   | 31st March, 2023   |
| Sales of Products and Services | 5,419.18           | 5,158.95           |
|                                | <b>5,419.18</b>    | <b>5,158.95</b>    |
| Other Operating Revenue        |                    |                    |
| Sale of Scrap                  | 51.52              | 50.30              |
|                                | <b>51.52</b>       | <b>50.30</b>       |
| <b>Total</b>                   | <b>5,470.69</b>    | <b>5,209.25</b>    |

#### DETAILS OF TURNOVER :

|                    |                 |                 |
|--------------------|-----------------|-----------------|
| PVC Floor Covering | 5,419.18        | 4,494.28        |
| PVC Leather cloth  | -               | 664.66          |
| <b>Total</b>       | <b>5,419.18</b> | <b>5,158.95</b> |

### 23. OTHER INCOMES

| Particulars                           | 2023-24         | 2022-23         |
|---------------------------------------|-----------------|-----------------|
| Interest                              | 11.60           | 1.23            |
| Interest on Income Tax Refund         | --              | 0.58            |
| Lease Rent                            | 39.29           | 3.79            |
| Profit on sale of Fixed assets*       | 1,069.46        | 1,858.41        |
| Share of profit from Partnership firm | 2.08            | 1.88            |
| Profit on sale of securities          | 51.72           | --              |
| Miscellaneous Income                  | 30.89           | ---             |
| <b>Total</b>                          | <b>1,205.03</b> | <b>1,865.89</b> |

\*This includes Rs. 1065.21 lacs ( Previous Rs. 1858.02 lacs ) towards profit on sale of Land at Garadhia.

### 24. COST OF MATERIAL CONSUMED

|                     |                 |                 |
|---------------------|-----------------|-----------------|
| Opening Stock       | 119.53          | 128.34          |
| Purchases           | 4015.30         | 4355.81         |
|                     | <b>4,134.82</b> | <b>4,484.15</b> |
| Less: Closing Stock | 189.63          | 119.53          |
| <b>Total</b>        | <b>3,945.19</b> | <b>4,364.63</b> |

24.1) Value of Consumption of directly imported and Indigenous obtained Raw material.

| RAW MATERIAL CONSUMED | Amount          | Amount          |
|-----------------------|-----------------|-----------------|
| Imported              | 265.41          | 447.39          |
| Indigenous            | 3,679.78        | 3,917.24        |
| <b>Total</b>          | <b>3,945.19</b> | <b>4,364.63</b> |

| RAW MATERIAL CONSUMED | Amount   | Amount  |
|-----------------------|----------|---------|
| Resin                 | 1,105.24 | 1238.23 |
| Plasticizers PVC      | 814.12   | 714.70  |
| Others                | 2,025.83 | 2411.69 |

## Annual Report 2023-2024

| Total  | 3,945.19   | 4,364.63   |
|--|--|--|
| <b>25. CHANGES IN INVENTORIES OF FINISHED GOODS AND WORK IN PROGRESS</b> |  | (₹ in lacs)  |
| Particulars  | 2023-24  | 2022-23  |
| <u>Opening Stock</u>   |  |  |
| Finished Goods   | 187.81   | 222.66   |
| Work-in-process  | 154.99   | 455.85   |
|  | <b>342.81</b>                                      | <b>678.51</b>                                      |
| <u>Less: Closing Stock</u>   |  |  |
| Finished Goods   | 516.63   | 187.81   |
| Work-in-process  | 52.95  | 154.99   |
|  | <b>569.58</b>                                      | <b>342.81</b>                                      |
| <b>Total</b>   | <b>(226.77)</b>                                    | <b>335.71</b>                                      |
| <b>26. EMPLOYEES BENEFITS EXPENSE</b>                                    |  |  |
| Particulars  | for the year ended 31 <sup>st</sup><br>March, 2024 | for the year ended 31 <sup>st</sup><br>March, 2023 |
| Salaries, Wages & Bonus  | 500.43   | 482.37   |
| Contribution to Provident Fund and Other Funds                           | 29.76  | 31.19  |
| Gratuity   | 21.59  | 21.12  |
| Staff Welfare expense  | 7.15   | 9.42   |
| <b>Total</b>   | <b>558.93</b>                                      | <b>544.10</b>                                      |
| <b>27. FINANCE COSTS</b>   |  |  |
| Particulars  | for the year ended 31 <sup>st</sup><br>March, 2024 | for the year ended<br>31 <sup>st</sup> March, 2023 |
| Interest on borrowings   | 249.93   | 364.84   |
| Exchange Rate Difference   | 4.92   | --   |
| Interest on Lease Liabilities  | 11.99  | 6.02   |
| Bank Charges   | 11.42  | 4.07   |
| <b>Total</b>   | <b>278.26</b>                                      | <b>374.92</b>                                      |
| <b>28. OTHER EXPENSES</b>  |  |  |
| Particulars  | for the year ended 31 <sup>st</sup><br>March, 2024 | for the year ended<br>31 <sup>st</sup> March, 2023 |
| Consumption of stores and spares   | 80.77  | 46.12  |
| Consumption of packing material  | 156.59   | 166.09   |
| Power and fuel   | 778.39   | 695.62   |
| Lease Rent   | 21.77  | 67.59  |
| Rates and taxes  | 31.57  | 2.95   |
| Insurance  | 7.46   | 10.07  |
| Electricity Charges  | 6.15   | 8.14   |
| <b>Repairs and maintenance</b>   |  |  |
| - Plant and machinery  | 67.95  | 44.31  |
| - Buildings  | 4.24   | 2.59   |
| - Others   | 0.42   | 0.52   |
| Design & Development   | 23.88  | 5.55   |
| Machine Operating Charges  | 3.08   | 15.55  |
| Services and maintenance   | 62.64  | 61.17  |
| Advertising and sales promotion  | 5.65   | 0.77   |
| Travelling and conveyance  | 12.11  | 5.54   |
| Telephone Expense  | 1.93   | 2.10   |
| Vehicle Expense  | 32.61  | 35.41  |
| Legal and professional fees  | 67.53  | 83.10  |
| <b>Payment to auditor</b>  |  |  |
| - Audit fees   | 6.00   | 2.27   |
| - Tax Audit fees   | 0.75   | 0.30   |
| - Other Services   | 1.38   | 0.45   |
| Bad debts w/off  | 0.84   | -  |
| Miscellaneous expenses   | 86.15  | 51.60  |
| <b>Total</b>   | <b>1459.84</b>                                     | <b>1,307.79</b>                                    |

# Annual Report 2023-2024

Notes on Financial Statements for the Year ended 31<sup>st</sup> March, 2024

(₹ in Lacs)

## Note 29 - Categories of Financial Instruments and Fair Value Hierarchy

| Particulars   | (₹ in lacs)      |          |          |                  |
|---|------------------|----------|----------|------------------|
|   | As at 31-03-2024 |          |          |                  |
|   | Amount           | Level 1  | Level 2  | Level 3          |
| <b>Financial Assets</b>                                   |                  |          |          |                  |
| <b>Classified as Fair value through Profit &amp; Loss</b> |                  |          |          |                  |
| Investments :-  |                  |          |          |                  |
| In Equity Instruments (Unquoted)                          | 0.21             | -        | -        | 0.21             |
| <b>Classified as Amortised Cost</b>                       |                  |          |          |                  |
| Investment in Partnership firms                           | 3.57             | -        | -        | 3.57             |
| Govt. Securities  | 0.02             | -        | -        | 0.02             |
| Trade Receivables   | 641.04           | -        | -        | 641.04           |
| Loans   | 4.16             | -        | -        | 4.16             |
| Cash and cash equivalents                                 | 101.91           | -        | -        | 101.91           |
| Bank Balances other than Cash and Cash Equivalents        | 15.57            | -        | -        | 15.57            |
| Security Deposit  | 84.98            | -        | -        | 84.98            |
| <b>Total Financial Assets</b>                             | <b>851.46</b>    | <b>-</b> | <b>-</b> | <b>851.46</b>    |
| <b>Financial Liabilities</b>                              |                  |          |          |                  |
| <b>Classified as Amortised Cost</b>                       |                  |          |          |                  |
| Borrowings  | 6,159.64         | -        | -        | 6,159.64         |
| Lease Liabilities   | 91.86            | -        | -        | 91.86            |
| Trade payables  | 3,581.82         | -        | -        | 3,581.82         |
| <b>Total Financial liabilities</b>                        | <b>9,833.33</b>  | <b>-</b> | <b>-</b> | <b>9,833.33</b>  |
| <b>As at 31-03-2023</b>                                   |                  |          |          |                  |
|   | Amount           | Level 1  | Level 2  | Level 3          |
| <b>Financial Assets</b>                                   |                  |          |          |                  |
| <b>Classified as Fair value through Profit &amp; Loss</b> |                  |          |          |                  |
| Investments :-  |                  |          |          |                  |
| In Equity Instruments (Unquoted)                          | 0.96             | -        | -        | 0.96             |
| <b>Classified as Amortised Cost</b>                       |                  |          |          |                  |
| Investment in Partnership firms                           | (7.41)           | -        | -        | (7.41)           |
| Govt. Securities  | 0.02             | -        | -        | 0.02             |
| Trade Receivables   | 153.58           | -        | -        | 153.58           |
| Loans   | 4.37             | -        | -        | 4.37             |
| Cash and cash equivalents                                 | 33.72            | -        | -        | 33.72            |
| Bank Balances other than Cash and Cash Equivalents        | 15.57            | -        | -        | 15.57            |
| Security Deposit  | 84.98            | -        | -        | 84.98            |
| <b>Total Financial Assets</b>                             | <b>285.79</b>    | <b>-</b> | <b>-</b> | <b>285.79</b>    |
| <b>Financial Liabilities</b>                              |                  |          |          |                  |
| <b>Classified as Amortised Cost</b>                       |                  |          |          |                  |
| Borrowings  | 32,455.68        | -        | -        | 32,455.68        |
| Lease Liabilities   | 177.27           | -        | -        | 177.27           |
| Trade payables  | 3,838.92         | -        | -        | 3,838.92         |
| <b>Total Financial liabilities</b>                        | <b>36,471.86</b> | <b>-</b> | <b>-</b> | <b>36,471.86</b> |

This section explains the judgments and estimates made in determining the fair values of the financial instruments that are (a) recognised and measured at fair value and (b) measured at amortised cost and for which fair values are disclosed in the financial statements. To provide an indication about the reliability of the inputs used in determining fair value, it has classified its financial instruments into the three levels prescribed under the accounting standard. An explanation of each level follows underneath the table.

Level 1: Level 1 hierarchy includes financial instruments measured using quoted prices. This includes listed equity instruments that have quoted price. The fair value of all equity instruments which are traded in the stock exchanges is valued using the closing price as at the reporting period.

Level 2: Such inputs are inputs, other than quoted prices included within Level 1, that are observable for the asset and liability, either directly or indirectly.

# Annual Report 2023-2024

Level 3: If one or more of the significant inputs is not based on observable market data, the instrument is included in level 3. This is the case for unlisted equity securities included in level 3.

## Notes on Financial Statements for the Year ended 31<sup>st</sup> March, 2024

The investments included in Level 3 of fair value hierarchy have been valued using the cost approach to arrive at their fair value. The cost of unquoted investments approximates the fair value because there is wide range of possible fair value measurements and the costs represents estimate of fair value within that range.

The Management considers that the carrying amount of financials assets and financial liabilities carried at amortised cost approximates their fair values.

### Note 30 - Financial Risk Management

The Company's activities expose it to a variety of financial risks, including market risk, credit risk and liquidity risk. The Company's risk management assessment and policies and processes are established to identify and analyze the risks faced by the Company, to set appropriate risk limits and controls, and to monitor such risks and compliance with the same. Risk assessment and management policies and processes are reviewed regularly to reflect changes in market conditions and the Company's activities.

#### A) Credit Risk

Credit risk is the risk of financial loss to the Company if a customer fails to meet its contractual obligations.

##### a) Cash and Cash Equivalents

Credit risk from balances with banks and financial institutions is managed by the Company's treasury department in accordance with the Company's policy. Investments of surplus funds are made only with approved counterparties and within credit limits assigned to each counterparty. Counterparty credit limits are reviewed by the Board. The limits are set to minimise the concentration of risks and therefore mitigate financial loss through counterparty's potential failure to make payments.

#### Liquidity risk

Liquidity risk is the risk that the Company will encounter difficulty in meeting the obligations associated with its financial liabilities that are settled by delivering cash or another financial asset. The Company's approach to managing liquidity is to ensure as far as possible that it will have sufficient liquidity to meet its liabilities when they are due, under both normal and stressed condition, without incurring unacceptable losses or risking damage to the Company's reputation. The Company's objective is to maintain a balance between continuity of funding and flexibility through the use of surplus funds, bank overdrafts, bank loans, debentures and inter-corporate loans.

The Company assessed the concentration of risk with respect to refinancing its debt and concluded it to be low. The Company has access to a sufficient variety of sources of funding.

The table below provides details regarding the contractual maturities of significant financial liabilities :

| Particulars                 | As at 31.03.2024 |                 |            | (₹ in Lacs )     |
|-----------------------------|------------------|-----------------|------------|------------------|
|                             | Less than 1 Year | 1-5 Years       | above 5yrs | Total            |
| Borrowings                  | 4,773.81         | 1,385.83        | -          | 6,159.64         |
| Trade payables              | 3,581.82         | -               | -          | 3,581.82         |
| Lease Liabilities           | 28.08            | 63.78           | -          | 91.86            |
| Other financial liabilities | 262.65           | -               | -          | 262.65           |
| <b>Total</b>                | <b>8,646.36</b>  | <b>1,449.62</b> | <b>-</b>   | <b>10,095.98</b> |

| Particulars                 | As at 31.03.2023 |                 |                  | Total            |
|-----------------------------|------------------|-----------------|------------------|------------------|
|                             | Less than 1 Year | 1-5 Years       | above 5yrs       | Total            |
| Borrowings                  | 226.21           | 1,183.96        | 31,045.51        | 32,455.68        |
| Trade payables              | 3,838.92         | -               | -                | 3,838.92         |
| Lease Liabilities           | 34.40            | 142.87          | -                | 177.27           |
| Other financial liabilities | 849.95           | -               | -                | 849.95           |
| <b>Total</b>                | <b>4,949.47</b>  | <b>1,326.83</b> | <b>31,045.51</b> | <b>37,321.81</b> |

#### Market risk

Market risk is the risk of loss of future earnings, fair values or future cash flows that may result from adverse changes in market rates and prices (such as interest rates, foreign currency exchange rates and commodity prices) or in the price of market risk-sensitive instruments as a result of such adverse changes in market rates and prices. Market risk is attributable

## Annual Report 2023-2024

to all market risk-sensitive financial instruments, all foreign currency receivables and payables and all short term and long-term debt. The Company is exposed to market risk primarily related to commodity prices and the market value of its investments.

### Interest rate risk

Interest rate risk can be either fair value interest rate risk or cash flow interest rate risk. Fair value interest rate risk is the risk of changes in fair values of fixed interest bearing investments because of fluctuations in the interest rates. Interest rate risk is the risk that the fair value or future cash flows of a financial instrument will fluctuate because of changes in market interest rates. The Company's exposure to the risk of changes in market interest rates relates primarily to the Company's debt obligations with floating interest rates.

### Note 31 - Employee Benefit Plans

### Annexure "A" Gratuity

|   |   | (₹ in Lacs)      |                  |
|---|---|------------------|------------------|
| <b>Define Benefit Plans as per actuarial valuation under Ind AS 19 period of accounting</b>   |   |                  |                  |
| <b>Valuation Result as at</b>   |   | <b>31-Mar-24</b> | <b>31-Mar-23</b> |
| I   | <b><u>Changes in present value of obligations</u></b> |                  |                  |
|   | PVO at beginning of period                            | 189.89           | 181.31           |
|   | Interest cost   | 13.84            | 11.69            |
|   | Current Service Cost                                  | 7.74             | 9.43             |
|   | Past Service Cost- (non vested benefits)              | -                | -                |
|   | Past Service Cost -(vested benefits)                  | -                | -                |
|   | Benefits Paid   | (35.18)          | (21.43)          |
|   | Contributions by plan participants                    | -                | -                |
|   | Business Combinations                                 | -                | -                |
|   | Curtailments  | -                | -                |
|   | Settlements   | -                | -                |
|   | Actuarial (Gain)/Loss on obligation                   | (8.36)           | 8.89             |
|   | PVO at end of period                                  | 167.94           | 189.89           |
| II  | <b><u>Interest Expenses</u></b>                       |                  |                  |
|   | Interest cost   | 13.84            | 11.69            |
| III   | <b><u>Fair Value of Plan Assets</u></b>               |                  |                  |
|   | Fair Value of Plan Assets at the beginning            | -                | -                |
|   | Interest Income                                       | -                | -                |
| IV  | <b><u>Net Liability</u></b>                           |                  |                  |
|   | PVO at beginning of period                            | 189.89           | 181.31           |
|   | Fair Value of the Assets at beginning report          | -                | -                |
|   | Net Liability   | 189.89           | 181.31           |
| V   | <b><u>Net Interest</u></b>                            |                  |                  |
|   | Interest Expenses                                     | 13.84            | 11.69            |
|   | Interest Income                                       | -                | -                |
|   | Net Interest  | 13.84            | 11.69            |
| VI  | <b><u>Actual return on plan assets</u></b>            |                  |                  |
|   | Less Interest income included above                   | -                | -                |
|   | Return on plan assets excluding interest income       | -                | -                |
| VII   | <b><u>Actuarial (Gain)/loss on obligation</u></b>     |                  |                  |
|   | Due to Demographic Assumption*                        | -                | -                |
|   | Due to Financial Assumption                           | 0.06             | (4.86)           |
|   | Due to Experience                                     | (8.42)           | 13.75            |
|   | Total Actuarial (Gain)/Loss                           | (8.36)           | 8.89             |
| *This figure does not reflect inter relationship between demographic assumption and financial assumption when a limit is applied on the benefit, the effect will be shown as an experience. |   |                  |                  |
| <b>Accounting Disclosures Statement Period of accounting</b>  |   | <b>31-Mar-24</b> | <b>31-Mar-23</b> |
| VIII  | <b><u>Fair Value of Plan Assets</u></b>               |                  |                  |
|   | Opening Fair Value of Plan Asset                      | -                | -                |
|   | Adjustment to Opening Fair Value of Plan Asset        | -                | -                |
|   | Return on Plan Assets excl. interest income           | -                | -                |
|   | Interest Income                                       | -                | -                |
|   | Contributions by Employer                             | 35.18            | 21.43            |
|   | Contributions by Employee                             | -                | -                |

## Annual Report 2023-2024

|             |   |                    |                    |
|-------------|---|--------------------|--------------------|
|             | Benefits Paid   | (35.18)            | (21.43)            |
|             | Fair Value of Plan Assets at end  | -                  | -                  |
| <b>IX</b>   | <b><u>Past Service Cost Recognised</u></b>  |                    |                    |
|             | Past Service Cost- (non vested benefits)  | -                  | -                  |
|             | Past Service Cost -(vested benefits)  | -                  | -                  |
|             | Average remaining future service till vesting of the benefit                                    | -                  | -                  |
|             | Recognised Past service Cost- non vested benefits   | -                  | -                  |
|             | Recognised Past service Cost- vested benefits   | -                  | -                  |
|             | Unrecognised Past Service Cost- non vested benefits   | -                  | -                  |
| <b>X</b>    | <b>Amounts to be recognized in the balance sheet and statement of profit &amp; loss account</b> |                    |                    |
|             | PVO at end of period  | 167.94             | 189.89             |
|             | Fair Value of Plan Assets at end of period  | -                  | -                  |
|             | Funded Status   | -                  | -                  |
|             | Net Asset/(Liability) recognized in the balance sheet   | (167.94)           | (189.89)           |
| <b>XI</b>   | <b><u>Expense recognized in the statement of P &amp; L A/C</u></b>                              |                    |                    |
|             | Current Service Cost  | 7.74               | 9.43               |
|             | Net Interest  | 13.84              | 11.69              |
|             | Past Service Cost- (non vested benefits)  | -                  | -                  |
|             | Past Service Cost -(vested benefits)  | -                  | -                  |
|             | Curtailment Effect  | -                  | -                  |
|             | Settlement Effect   | -                  | -                  |
|             | Unrecognised Past Service Cost- non vested benefits   | -                  | -                  |
|             | Actuarial (Gain)/Loss recognized for the period   | -                  | -                  |
|             | Expense recognized in the statement of P & L A/C  | 21.59              | 21.12              |
|             | <b>Period of accounting</b>   | <b>31-Mar-24</b>   | <b>31-Mar-23</b>   |
| <b>XII</b>  | <b><u>Other Comprehensive Income (OCI)</u></b>  |                    |                    |
|             | Actuarial (Gain)/Loss recognized for the period   | (8.36)             | 8.89               |
|             | Asset limit effect  | -                  | -                  |
|             | Return on Plan Assets excluding net interest  | -                  | -                  |
|             | Unrecognized Actuarial (Gain)/Loss from previous period   | -                  | -                  |
|             | Total Actuarial (Gain)/Loss recognized in (OCI)   | (8.36)             | 8.89               |
| <b>XIII</b> | <b><u>Movements in the Liability recognized in Balance Sheet</u></b>                            |                    |                    |
|             | Opening Net Liability   | 189.89             | 181.31             |
|             | Adjustment to opening balance   | -                  | -                  |
|             | Expenses as above   | 21.59              | 21.12              |
|             | Contribution paid   | (35.18)            | (21.43)            |
|             | Other Comprehensive Income(OCI)   | (8.36)             | 8.89               |
|             | Closing Net Liability   | 167.94             | 189.89             |
| <b>XIV</b>  | <b><u>Schedule III of The Companies Act 2013</u></b>  |                    |                    |
|             | Current Liability   | 22.84              | 16.92              |
|             | Non-Current Liability   | 145.10             | 172.98             |
| <b>XV</b>   | <b><u>Asset Information</u></b>   |                    |                    |
|             | Not Applicable as the plan is unfunded.   |                    |                    |
| <b>XVI</b>  | <b><u>Assumptions as at</u></b>   | <b>31-Mar-24</b>   | <b>31-Mar-23</b>   |
|             | Mortality   | IALM (2012-14)     | IALM (2012-14)     |
|             |   | Ult.               | Ult.               |
|             | Interest / Discount Rate  | 7.20%              | 7.29%              |
|             | Rate of increase in compensation  | 8.00%              | 8.00%              |
|             | Annual increase in healthcare costs   |                    |                    |
|             | Future Changes in maximum state healthcare benefits   |                    |                    |
|             | Expected average remaining service  | 10                 | 8.10               |
|             | Retirement Age  | 58 Years           | 58 Years           |
|             | Employee Attrition Rate   | Age: 0 to 40 : 3%  | Age: 0 to 40 : 3%  |
|             |   | Age: 41 to 50 : 2% | Age: 41 to 50 : 2% |
|             |   | Age: 51 to 58 : 1% | Age: 51 to 58 : 1% |

Annexure 'A'

### XVII Sensitivity Analysis

| DR: Discount Rate |            | ER: Salary Escalation Rate |            |
|-------------------|------------|----------------------------|------------|
| PVO DR +1%        | PVO DR -1% | PVO ER +1%                 | PVO ER -1% |

## Annual Report 2023-2024

|     |        |        |        |        |
|-----|--------|--------|--------|--------|
| PVO | 159.41 | 179.19 | 176.97 | 160.34 |
|-----|--------|--------|--------|--------|

### XVIII Expected Payout

|                            | <b>31-Mar-24</b> |
|----------------------------|------------------|
| Year 1 Cashflow            | 22.84            |
| Year 2 Cashflow            | 15.15            |
| Year 3 Cashflow            | 25.41            |
| Year 4 Cashflow            | 24.14            |
| Year 5 Cashflow            | 11.50            |
| Year 6 to Year 10 Cashflow | 96.14            |

### XIX Asset Liability Comparisons

| Year   | 31-03-2020 | 31-03-2021 | 31-03-2022 | 31-03-2023 | 31-03-2024 |
|--|------------|------------|------------|------------|------------|
| PVO at end of period   | 164.70     | 166.91     | 181.31     | 189.89     | 167.94     |
| Plan Assets  | -          | -          | -          | -          | -          |
| Surplus/(Deficit)  | (164.70)   | (166.91)   | (181.31)   | (189.89)   | (167.94)   |
| Experience adjustments on plan assets                                    | -          | -          | -          | -          | -          |
| <b>Weighted average remaining duration of Defined Benefit Obligation</b> |            | 5.77       |            |            |            |

### Note 32 - Capital Management

The company's objectives when managing capital are to:

> Safeguard their ability to continue as a going concern, so that they can continue to provide returns for shareholders and benefits for other stakeholders, and

> Maintain an optimal capital structure to reduce the cost of capital.

The Company monitors capital on the basis of the carrying amount of debt less cash and cash equivalents as presented on the face of the financial statements. The Company's objective for capital management is to maintain an optimum overall financial structure.

Consistent with others in the industry, the group monitors capital on the basis of the following gearing ratio:

| Particulars                     | (₹ in Lacs )      |                   |
|---------------------------------|-------------------|-------------------|
|                                 | <b>31.03.2024</b> | <b>31.03.2023</b> |
| Gross Debt                      | 6,159.64          | 32,455.68         |
| Less: -                         |                   | -                 |
| Cash and Cash Equivalent        | 101.91            | 33.72             |
| Other Bank Balance              | 15.57             | 15.57             |
| Net debt (A)                    | 6,042.17          | 32,406.39         |
| Total Equity (B)                | (2,968.76)        | (40,358.92)       |
| <b>Net debt to equity ratio</b> | <b>(2.04)</b>     | <b>(0.80)</b>     |

### Note 33 - Segment Reporting

The company is engaged in manufacture of PVC products (PVC Flooring, Leather Cloth). Based on the information reported to the chief operating decision maker (CODM) for the purpose of resource allocation and assessment of performance, there are no reportable segments in accordance with the requirements of Indian Accounting Standard 108-'Operating Segment Reporting', notified under the Companies (Indian Accounting Standards) Rules, 2015.

### Note 34: Exceptional Items

**34.1** Written back of outstanding dues of Rs. 22860.44 lacs : Finquest Financial Solutions Private Limited ("FFSPL"), FFSPL had taken over the loans from SICOM & Saraswat Co-op bank. Pursuant to time to time deliberations and negotiations with FFSPL, the Company has finally negotiated with FFSPL to make a full and final payment of Rs. 860.00 lacs ("Settlement Amount") towards settlement of all outstanding dues and accordingly, completed the full payment of the entire Settlement Amount during July 2023. Pursuant thereto, the Company has received the No Dues Certificate dated July 14, 2023 from FFSPL confirming no outstanding dues in the loan accounts of the Company with FFSPL. Accordingly, the said loan accounts stands settled in the books of the Company and outstanding balance amount lying in books, which is not payable has been written back in the books. The required forms CHG-4 are filed with Registrar of Companies and current charges outstanding against above is nil.

## Annual Report 2023-2024

34.2 Written back of outstanding Provisions for Custom Duty including interest of Rs. 5683.95 lacs : Under the Duty Exemption Scheme of Advance License (as well as similar other license scheme) pursuant to Import & Export Policy of Government of India, duty free imports of raw materials were permitted, and they are required to be used in manufacturing of goods for export and export of goods has to be effected within the time allowed in terms of such scheme. In the past (Prior to year 2000), the Company had availed benefit of such licenses from time to time and it had also fulfilled its export obligations as per the conditions of such scheme in many of the licenses but in some cases such exports were not done . The said matter relates back to the period of more than 25 years and as such, the management of the company, based on an expert opinion , evaluated its specific obligations which may still subsists, if any. Based on the comprehensive evaluation and expert opinion, the provision made in earlier years has been written back .

34.3 Unclaimed Liabilities/Balances written back Rs. 329.44 lacs : This represents balances of various parties ,which are no longer payable, have been Written back.

34.4 Total of all above is Rs. 28873.83 lacs

### Note 35 - Related Party Transactions

#### 1. NAME OF RELATED PARTIES AND RELATIONS

##### (A) ASSOCIATES CONCERN AND RELATIVES

- a) Natroyal Industries Private Limited
- b) Sugghosh Trading & Consultancy Services LLP
- c) Trilokatma Trading & Consultancy Services LLP
- d) Shreedaha Trading & Consultancy Services LLP
- e) Shreeshaha Trading & Consultancy Services LLP
- f) Bhaktavatsala Trading & Consultancy Services LLP
- g) Trilokesh Trading & Consultancy Services LLP
- h) Lokwami Trading & Consultancy Services LLP
- i) Sahishnu Trading & Consultancy Services LLP
- j) Sumukh Trading & Consultancy Services LLP
- k) Vishvamurti Trading & Consultancy Services LLP
- l) Royal Spinwell & Developers Pvt Ltd
- m) Vinod K Shah
- n) Mukesh Motasha
- o) Kadambari Mehta

##### (B) KEY MANAGERIAL PERSONNEL

- a) Mahesh K Shah (Chairman & Managing Director)
- b) Jayesh Motasha (Non Executive Director)
- c) Deepti Parekh (Company Secretary)
- d) Vivek D Motasha ( CFO)

##### (C) BOARD OF DIRECTORS

- a) Mahesh K Shah (Chairman & Managing Director)
- b) Jayesh Motasha (Non Executive Director)
- c) Harsha Shah
- d) Avani Pandit

#### 2 RELATED PARTY TRANSACTIONS

(₹ in Lacs )

|   | Associates | Key Management Personnel & their Relative | Associates | Key Management Personnel & their Relative |
|---|------------|---|------------|---|
| <b>Purchases of goods &amp; Services</b>                  |            |   |            |   |
| Natroyal Industries Private Limited                       | 32.27      | -   | 203.36     | -   |
| Kadambari Mehta   | -          | 10.20                                     | -          | 10.20                                     |
| <b>Sales of goods, Services etc.</b>                      |            |   |            |   |
| Natroyal Industries Private Limited                       | 96.85      | -   | 102.28     | -   |
| <b>Repayment of Loan</b>                                  |            |   |            |   |
| Natroyal Industries Private Limited (ref.Note no.14.( B ) | 223.51     | -   | 229.11     | -   |
| Mahesh K Shah   | -          | 382.98                                    | -          | -   |
| Mukesh Motasha  | -          | --  | -          | 4.10                                      |
| Jayesh A Motasha  | -          | 307.42                                    | -          | -   |
| Bhaktavatsala Trading & Consultancy Services LLP          | 127.20     | -   | -          | -   |
| Trilokesh Trading & Consultancy Services LLP              | 12.13      | -   | -          | -   |
| Lokswami Trading & Consultancy Services LLP               | 0.02       | -   | -          | -   |
| Sahishnu Trading & Consultancy Services LLP               | 15.15      | -   | -          | -   |
| Sugghosh Trading & Consultancy Services LLP               | 13.70      | -   | -          | -   |
| Vishwamurthi Trading & Consultancy Services LLP           | 0.01       | -   | -          | -   |
| Shreeshaha Trading & Consultancy Services LLP             | 8.99       | -   | -          | -   |
| Shreedaha Trading & Consultancy Services LLP              | 4.00       | -   | -          | -   |
| Trilokatma Trading & Consultancy Services LLP             | 197.15     | -   | -          | -   |
| Sumukh Trading & Consultancy Services LLP                 | 243.18     | -   | -          | -   |
| <b>Remuneration</b>                                       |            |   |            |   |
| Mahesh K Shah   | -          | 9.29                                      | -          | 9.29                                      |



## Annual Report 2023-2024

|  |          |        |          |          |
|--|----------|--------|----------|----------|
| Deepti Parekh                                    | -        | 8.61   | -        | 6.66     |
| Vivek D Motasha                                  | -        | 11.04  | -        | 11.04    |
| <b>Loan Received</b>                             |          |        |          |          |
| Mahesh K Shah                                    | -        | 989.00 | -        | 106.75   |
| Jayesh A Motasha                                 | -        | 148.40 | -        | 436.81   |
| Royal Spinwell & Developers Pvt Ltd              | 455.53   | -      | 2,572.71 | -        |
| <b>Conversation of Loan into Equity</b>          |          |        |          |          |
| Mahesh Shah                                      | 1,250.00 | -      | -        | -        |
| Vinod Shah                                       | 400.00   | -      | -        | -        |
| Trilokesh Trading & Consultancy Services LLP     | 275.00   | -      | -        | -        |
| Shreedaha Trading & Consultancy Services LLP     | 400.00   | -      | -        | -        |
| Lokswami Trading & Consultancy Services LLP      | 96.75    | -      | -        | -        |
| Vishwamurthy Trading & Consultancy Services LLP  | 36.75    | -      | -        | -        |
| <b>Loans w/back</b>                              |          |        |          |          |
| Bhaktavatsala Trading & Consultancy Services LLP | 64.86    | -      | -        | -        |
| Shreeshaha Trading & Consultancy Services LLP    | 127.15   | -      | -        | -        |
| Trilokatma Trading & Consultancy Services LLP    | 77.43    | -      | -        | -        |
| <b>Loan Payable</b>                              |          |        |          |          |
| Natroyal Industries Private Limited              | 1,633.16 | -      | 1,856.66 | -        |
| Shreedaha Trading & Consultancy Services LLP     | -        | -      | 4.00     | -        |
| Trilokesh Trading & Consultancy Services LLP     | -        | -      | 287.13   | -        |
| Shreeshaha Trading & Consultancy Services LLP    | -        | -      | 536.14   | -        |
| Vishwamurthi Trading & Consultancy Services LLP  | -        | -      | 36.76    | -        |
| Lokswami Trading & Consultancy Services LLP      | -        | -      | 96.77    | -        |
| Bhaktavatsala Trading & Consultancy Services LLP | -        | -      | 192.06   | -        |
| Sahishnu Trading & Consultancy Services LLP      | -        | -      | 15.15    | -        |
| Sughosh Trading & Consultancy Services LLP       | -        | -      | 13.70    | -        |
| Trilokamata Trading & Consultancy Services LLP   | -        | -      | 274.58   | -        |
| Sumukh Trading & Consultancy Services LLP        | -        | -      | 243.18   | -        |
| Royal Spinwell & Developers Pvt Ltd              | 3,028.24 | -      | 2,572.71 | -        |
| Jayesh A Motasha                                 | -        | 309.70 | -        | 468.72   |
| Mahesh K Shah                                    | -        | 457.41 | -        | 1,101.39 |
| Vinod K Shah                                     | -        | 27.61  | -        | 427.61   |
| Mukesh Motasha                                   | -        | 2.70   | -        | 2.70     |
| <b>Trade Payable</b>                             |          |        |          |          |
| Natroyal Industries Private Limited              | 1199.09  | -      | 1299.98  | -        |

### Note 36 - Contingent Liabilities

| Particulars   | ₹ in Lacs )         |                     |
|---|---------------------|---------------------|
|   | As at<br>31.03.2024 | As at<br>31.03.2023 |
| Claims against the Company not acknowledged as debts  | -                   | 4,586.64            |
| GST Showcause for year 2020-21  | 14.92               | -                   |
| GST Showcause for year 2019-20  | 64.34               | -                   |
| Excise duty on account of valuation / cenvat credit / service tax                               | -                   | 1.23                |
| Custom duty Liabilities disputed -CESTAT appeals filed with respect to Tribunal Mumbai/Vadodara | 193.07              | 9.30                |
| Income tax on account of disallowances / additions  | 46.00               | 46.62               |
| Penalty Imposed by FERA /FEMA & disputed by Company   | 149.39              | 100.00              |

### Note 37 - Capital Commitments

Capital expenditure contracted for, at the end of the reporting period but not recognised as liabilities is Rs. 1.59 lacs ( Previous year Nil)

### Note 38 - Earnings per Share

Basic EPS amounts are calculated by dividing the profit for the year attributable to equity holders of the parent by the weighted average number of Equity shares outstanding during the year. Diluted EPS amounts are calculated by dividing the profit attributable to equity holders of the parent (after adjusting for interest on the convertible preference shares) by the weighted average number of Equity shares outstanding during the year plus the weighted average number of Equity shares that would be issued on conversion of all the dilutive potential Equity shares into Equity shares.

## Annual Report 2023-2024

| Particulars   | 2023-24     | 2022-23     |
|---|-------------|-------------|
| a. Net Profit/(loss) after Tax available for equity shareholders (₹)                  | 29,421      | 19.44       |
| b. Number of Equity Shares of ₹ 10/-each outstanding during the year (Nos. of Shares) | 3,65,88,462 | 1,20,67,212 |
| c. Basic/ Diluted Earnings Per Share (a/b) (₹)  | 138.48      | 0.16        |

### Note 39 - Below is the table showing fair value of Investment Property

| Investment Property:   | 31.03.2024   | 31.03.2023  |
|--|--------------|-------------|
| i Amounts recognised in profit or loss for investment properties Rental income | 39.29        | 3.79        |
| ii Direct operating expenses for the property that generated rental income     |              |             |
| Depreciation   | -            | (1.86)      |
| <b>Profit from Investment Property</b>   | <b>39.29</b> | <b>1.93</b> |
| iii Fair value   | 873.24       | 385.72      |
| Estimation of fair value: Method of Estimation                                 |              |             |
| This fair value is based on valuation provided by independent valuer.          |              |             |

### Note 40: The Company is a partner in M/s. Creative Investment, the details of the partners, their share in profit / loss and total capital of the partners of the firm as on 31.03.2024 are as under.

| Sr. | a) Name of Partners   | Share          |
|-----|---|----------------|
| i   | Shri Jay Shah   | 46.25%         |
| ii  | Shri Vivek Motasha  | 46.25%         |
| iii | M/s. Royal Cushion Vinyl Products Ltd.  | 7.50%          |
|     |   | <b>100.00%</b> |
|     | b) The total Capital of the Partners is ₹ 14.32 lacs (net)  |                |
|     | c) The above details about investment and names of partners are based on the information, certified by a partner. |                |

### Note 41: Leases

| a) Maturity Analysis of Lease Liabilities                                | (₹ in Lacs)             |                         |
|--|-------------------------|-------------------------|
|  | 31st March, 2024        | 31st March, 2023        |
| <b>Maturity Analysis - Contractual undiscounted Cash Flows</b>           |                         |                         |
| Less than one year   | 36.00                   | 110.25                  |
| One to five years  | 70.50                   | 106.50                  |
| More than five years   | -                       | -                       |
| <b>Total Undiscounted Lease Liabilities</b>                              | <b>106.50</b>           | <b>216.75</b>           |
| Discounting element  | (14.64)                 | (39.48)                 |
| <b>Total discounted liabilities</b>                                      | <b>91.86</b>            | <b>177.27</b>           |
| <b>Lease Liabilities included in the Statement of Financial Position</b> | <b>31st March, 2024</b> | <b>31st March, 2023</b> |
| Non Current  | 63.78                   | 142.87                  |
| Current  | 28.08                   | 34.40                   |
| <b>Total</b>   | <b>91.86</b>            | <b>177.27</b>           |

| b) Amount Recognized in the Statement of Profit & Loss  | 31st March, 2024 | 31st March, 2023 |
|---|------------------|------------------|
| Interest on Lease Liabilities   | 11.99            | 6.02             |
| Expenses relating to short-term leases  | 21.77            | 67.59            |
| Expenses relating to leases of low-value assets, excluding short-term leases of low-value assets. | -                | -                |
| Depreciation on Lease Asset   | 49.03            | 38.72            |

- c) Consequently, for all leases (other than short-term leases and leases of low-value assets), a right-of-use asset was recognized on the balance sheet for an amount equal to the liability for future lease payments, adjusted by the amount of any prepaid or accrued lease payments.

**Note 42:** Disclosure pursuant to Section 22 of "The Micro, Small & Medium Enterprises Development Act, 2006" is as follows: The Company has identified Micro and Small enterprises to whom the Company owes the dues which are outstanding as at the year end:

| Particulars | 2023-24 | 2022-23 |
|-------------|---------|---------|
|-------------|---------|---------|

## Annual Report 2023-2024

|  |        |        |
|--|--------|--------|
| i) Principal amount remaining unpaid at the end of the year  | 159.90 | 183.48 |
| ii) Interest accrued at the end of the year  | -      | -      |
| iii) Interest remaining unpaid, out of above, as at the end of the year  | -      | -      |
| iv) Further interest remaining due and payable even in the succeeding years, until such date when the interest dues as above are actually paid to the small enterprise, for the purpose of disallowance as a deductible expenditure under Section 23 of the Act. | -      | -      |

Note: This information has been determined to the extent such parties have been identified on the basis of information available with the Company. Further interest is not provided, as Company is incurring continuous losses and it is not in position to pay interest.

**Note 43:** The Company has suffered substantial losses in past and due to this, the entire net worth has been eroded. Operations are continued and the accounts of the Company have been prepared on the basis that, the Company is a going concern. The Promoters are bringing funds required for working capital in order to have smooth operations. Further the Promoters of the Company has given a Letter to provide continuous support to the Company, as and when required.

**Note 44:** The Board of the Directors of the Company in its Board Meeting held on 04th January, 2022, has considered and approved draft Scheme of Arrangement ("Scheme") in the nature of merger / amalgamation of , Royal Spinwell and Developers Private Limited, a group company with the Company (Royal Cushion Vinyl Products Limited) , , with effect from the Appointed Date of October 1, 2021 under Sections 230 to 232 and other applicable provisions of the Companies Act, 2013. The Company received the NOC letter from BSE Ltd as required under Regulation 37 of SEBI, LODR and company had filled the application in NCLT in Oct 2023. Pursuant to the order dated December 15, 2023 read with the addendum order dated December 22, 2023 from Hon'ble National Company Law Tribunal, Mumbai Bench, Mumbai ("NCLT"), the Company had called meeting of its Shareholders and Unsecured Creditors on 12.02.2024. The coming into effect of the Scheme is subject to receipt of necessary statutory, regulatory and contractual approvals, permissions, consents, sanctions, exemption as may be required under applicable laws, regulations or guidelines in relation to the Scheme. Pending the coming into effect of the Scheme, these financial statements are prepared without giving effect to the provisions of the Scheme and as such, these financial statements are subject to revision / modification upon coming into effect of the Scheme.

**Note 45:**

| Key Financial Ratios            | Numerator   | Denominator                  | March 31,2024 | March 31,2023 | variation | Reason for variation for >25%                                      |
|---------------------------------|---|------------------------------|---------------|---------------|-----------|--|
| Current ratio                   | Current Assets                                      | Current Liabilities          | 0.28          | 0.12          | 124.82%   | improved due to fresh Equity funds & Conversion of loans to Equity |
| Debt equity ratio               | Total Debt  | Shareholder's equity         | (3.47)        | (1.07)        | 223.77%   | Reductions in debts due to conversion & w/back of Loans            |
| Debt Service Coverage ratio     | Earning available for debt service                  | Debt service                 | (0.37)        | (2.02)        | -81.41%   | Reduction in Debts and increase in Profit                          |
| Return on Equity Ratio          | Net Profit after Taxes but before exceptional items | Average Shareholder's equity | (0.03)        | (0.00)        | 5143.47%  | Increase in Profit & increase in shareholders fund                 |
| Inventory turnover ratio        | Revenue from operations                             | Average Inventory            | 12.56         | 12.83         | -2.08%    |  |
| Trade receivable turnover ratio | Revenue from operations                             | Average Trade receivables    | 13.77         | 20.91         | -34.14%   | Increase in receivables due to extended credit                     |
| Trade payable ratio             | Net Purchases                                       | Average Trade Payable        | 1.08          | 0.88          | 23.55%    |  |
| Net Capital Turnover ratio      | Revenue from operations                             | Working Capital              | (0.64)        | (0.63)        | 1.08%     |  |
| Net profit ratio                | Net Profit after Taxes but before exceptional items | Revenue from operations      | 0.10          | -             | 2579.73%  | Due to increase in profitability                                   |
| Return on Capital employed      | Earning before interest and taxes                   | Capital employed             | 0.19          | (0.01)        | 1900.44%  | Due to increase in profitability                                   |

## Annual Report 2023-2024

|                      |  |                             |      |        |          |                    |
|----------------------|--|-----------------------------|------|--------|----------|--------------------|
| Return on investment | and exceptional items<br>Interest income | Term deposit and investment | 0.55 | (0.29) | -287.12% | Increase in Income |
|----------------------|--|-----------------------------|------|--------|----------|--------------------|

### Note 46: Income Tax Expenses

Provision of Income tax is not done due to b/f losses, Further the Company proposes to opt for new income tax regime u/s 115BAA and hence there will be no MAT Tax liability. The deferred tax assets is recognised only to the extent of deferred tax liability.

| (₹ in Lacs)                                  |                                       |                                   |                                       |
|--|---------------------------------------|-----------------------------------|---------------------------------------|
| DEFERRED TAX LIABILITY                       | Deferred tax Balance as on 31-03-2023 | Charge / (Credit) during the year | Deferred tax Balance as on 31-03-2024 |
| Property, Plant & Equipment and Depreciation | 227.91                                | (9.51)                            | 218.39                                |
| Provision for Leave Encashment               | (8.10)                                | 0.26                              | (7.85)                                |
| Provision for Doubtful Debts                 | (590.38)                              | (0.21)                            | (590.59)                              |
| Provision for Gratuity                       | (47.79)                               | 5.52                              | (42.27)                               |
| Unabsorbed Depreciation                      | (2,883.37)                            | 1,504.95                          | (1,378.42)                            |
| Bonus  | (2.01)                                | (2.26)                            | (4.27)                                |
| Others                                       | (0.38)                                | (29.99)                           | (30.37)                               |
| <b>Net Deferred Tax Liability / (Assets)</b> | <b>(3,304.13)</b>                     | <b>1,468.76</b>                   | <b>(1,835.37)</b>                     |

**Note 47 :** Sundry Debtors & Creditors (Including foreign suppliers) are subject to confirmation.

| (₹ in Lacs)                |                           |                           |
|----------------------------|---------------------------|---------------------------|
| Particulars                | 2023-24<br>Amount in lacs | 2022-23<br>Amount in lacs |
| <b>CIF Value of Import</b> |                           |                           |
| Raw Materials              | 233.93                    | 448.42                    |
| Stores & Spares            | 8.05                      | -                         |
| Others                     | 47.75                     | -                         |
|                            | <b>289.73</b>             | <b>448.42</b>             |

### Note 49:

| Particulars   | 2023-24<br>Amount in lacs | 2022-23<br>Amount in lacs |
|---|---------------------------|---------------------------|
| <b>Expenditure in foreign currency (on accrual basis)</b> |                           |                           |
| Foreign Travel  | 0.65                      | -                         |

**Note 50** -The Ministry of Corporate Affairs (MCA) has prescribed a new requirement for companies under the proviso to Rule 3(1) of the Companies (Accounts) Rules, 2014 inserted by the Companies (Accounts) Amendment Rules 2021 requiring companies, which uses accounting software for maintaining its books of accounts, shall use only such accounting software which has a feature of recording audit trail of each and every transaction, creating an edit log of each change made in the books of accounts along with the date when such changes were made and ensuring that the audit trail cannot be disabled. The Company uses the accounting software SAP for maintaining books of account. During the year ended 31 March 2024, the Company had not enabled the feature of recording audit trail (edit log) at the database level for the said accounting software SAP to log any direct data changes on account of recommendation in the accounting software administration guide which states that enabling the same all the time consume storage space on the disk and can impact database performance significantly. Audit trail (edit log) is enabled at the application level.

### Note 51 - Other regulatory information:

- The Company do not have any Benami property and no proceedings have been initiated or pending against the Company for holding any Benami property, under the Benami Transactions (Prohibitions) Act, 1988 (45 of 1988) and the rules made thereunder.
- The Company do not have any transactions with struck off companies under section 248 of the Companies Act, 2013 or section 560 of the Companies Act, 1956.
- The Company does not have any charge which is yet to be registered / satisfied with ROC beyond the statutory period.

## Annual Report 2023-2024

---

- d. The Company has not advanced or loaned or invested funds to any other person(s) or entity(ies), including foreign entities (Intermediaries) with the understanding that the Intermediary shall directly or indirectly lend or invest in other persons or entities identified in any manner whatsoever by or on behalf of the Group (Ultimate Beneficiaries) or provide any guarantee, security or the like to or on behalf of the Ultimate Beneficiaries.
- e. The Company has not received any fund from any person(s) or entity(ies), including foreign entities (Funding Party) with the understanding (whether recorded in writing or otherwise) that the Group shall directly or indirectly lend or invest in other persons or entities identified in any manner whatsoever by or on behalf of the Funding Party (Ultimate Beneficiaries) or provide any guarantee, security or the like on behalf of the Ultimate Beneficiaries.
- f. The Company has not undertaken any transaction which is not recorded in the books of accounts that has been surrendered or disclosed as income during the year in the tax assessments under the Income Tax Act, 1961 (such as, search or survey or any other relevant provisions of the Income Tax Act, 1961).
- g. The Company has not traded or invested in Crypto currency or Virtual Currency during the current or previous year.
- h. The Company has not been declared as a 'Wilful Defaulter' by any bank or financial institution (as defined under the Companies Act, 2013) or consortium thereof, in accordance with the guidelines on wilful defaulters issued by the Reserve Bank of India.
- i. The company has complied with the number of layers prescribed under clause (87) of section 2 of the Act read with Companies (Restriction on number of Layers) Rules, 2017.

**Note 52:** The figures of previous year have been regrouped / reclassified wherever necessary to compare with the current year's figures. Figures in brackets in the schedules and Notes pertain to previous year.

**As per our report of even date**

**For MANEK & ASSOCIATES**

Chartered Accountants  
Firm Reg. No. 126679W

**SHAILESH MANEK**

(Partner)  
Membership No. 034925  
Place : MUMBAI  
Date : 29.05.2024

**For and on behalf of Board of Directors**

**JAYESH A. MOTASHA**

Director  
00054236

**AVANI PANDIT**

Director  
08386003

**DEEPTI PAREKH**

Company Secretary  
ACS60978  
Place : MUMBAI  
Date : 29.05.2024

**VIVEK D MOTASHA**

Chief Financial officer

**2023-2024**

**ROYAL CUSHION VINYL PRODUCTS LIMITED**

**(CIN No. - L24110MH1983PLC031395)**

**Registered Office: 60 CD, Shlok, Govt. Indus. Estate, Charkop, Kandivali  
West, Mumbai- 400067**